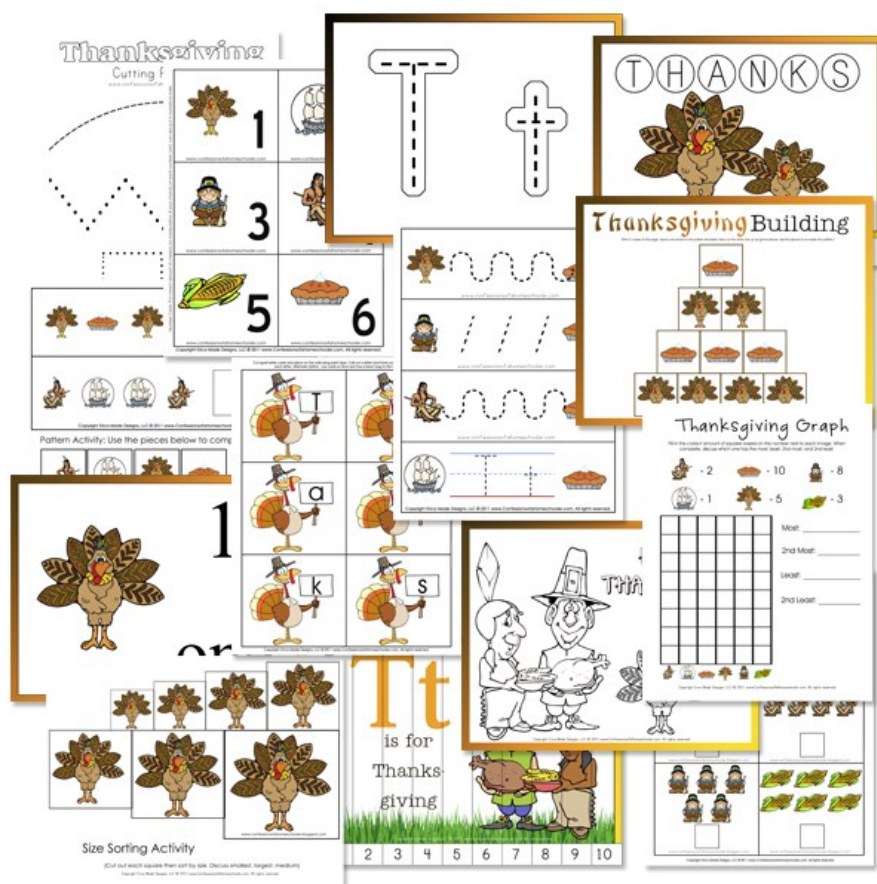


# Thanksgiving Preschool Printables

By Erica @ [www.confessionsofahomeschooler.com](http://www.confessionsofahomeschooler.com)



This download includes Thanksgiving Preschool Activities. It goes great with my Letter of the Week Curriculum which can be found at:  
<http://www.confessionsofahomeschooler.com/letter-of-the-week>

All downloads on [www.confessionsofahomeschooler.com](http://www.confessionsofahomeschooler.com) and its contents are copyright of Erica Made Designs, LLC © 2011. All rights reserved.

**Personal Use Only:**

**My downloads are provided to you for your own personal use.** Accordingly, you agree that you will not copy, reproduce, alter, modify, create derivative works, or publicly display any content from my downloads, except for your own personal, non-commercial use.

You may post pictures of your family using my downloads on your personal blog provided that Confessions of a Homeschooler is properly attributed in the post.

**No Redistribution.** You may not reproduce, repackage, or redistribute the contents of COAH downloads, in whole or in part, for any reason.

**No Commercial Use.** My downloads may not be used for commercial purposes. For example, you may not do any of the following: use the downloads to sell a product or service; use the download to increase traffic to your Web site for commercial reasons, such as advertising sales.

Any use of the downloads that infringes upon the intellectual property rights of Confessions of a Homeschooler or that is for commercial purposes will be investigated, and the owner shall have the right to take appropriate civil and criminal legal action.

**Modifications of Terms.**

I shall have the right to modify the terms of this Agreement at any time, which modification shall be effective immediately and shall replace all prior Agreements.

**You are more than welcome to:**


- Save the files on your computer and print off copies for yourself {or classroom} whenever you would like.
- Link directly to [my site {or blog}](#) to share my files with others.
- Write blog posts using picture of your students using my files as long as proper credit to Confessions of a Homeschooler blog ([www.confessionsofahomeschooler.com](http://www.confessionsofahomeschooler.com)) is given.

**YOU MAY NOT:**

- Host any of my files on your own or other sites.
- **Alter** or **sell** any of my files.
- Sell files to make a profit: All files are for personal use only. You may NOT use my items for sale or profit. ~ i.e. print them off, laminate them and sell them to others.
- Transmit or store any resources on any other website or other form of electronic retrieval system.
- All downloads are copyright protected. Not to be distributed, transferred, or shared in any form.

If you have any questions please feel free to email me directly at [homeschoolerconfessions@gmail.com](mailto:homeschoolerconfessions@gmail.com). I will do my best to respond promptly.





1

[www.confessionsofahomeschooler.com](http://www.confessionsofahomeschooler.com)



2

[www.confessionsofahomeschooler.com](http://www.confessionsofahomeschooler.com)




3

[www.confessionsofahomeschooler.com](http://www.confessionsofahomeschooler.com)



4

[www.confessionsofahomeschooler.com](http://www.confessionsofahomeschooler.com)




5

[www.confessionsofahomeschooler.com](http://www.confessionsofahomeschooler.com)



6

[www.confessionsofahomeschooler.com](http://www.confessionsofahomeschooler.com)



7

[www.confessionsofahomeschooler.com](http://www.confessionsofahomeschooler.com)




8

[www.confessionsofahomeschooler.com](http://www.confessionsofahomeschooler.com)



9

[www.confessionsofahomeschooler.com](http://www.confessionsofahomeschooler.com)












10



[www.confessionsofahomeschooler.com](http://www.confessionsofahomeschooler.com)




Cut apart letter cards and place on the wall using paint tape. Call out a letter and have your student use dart gun to shoot each letter. Alternate Option: Lay cards on floor and toss a bean bag to the letter you call out.








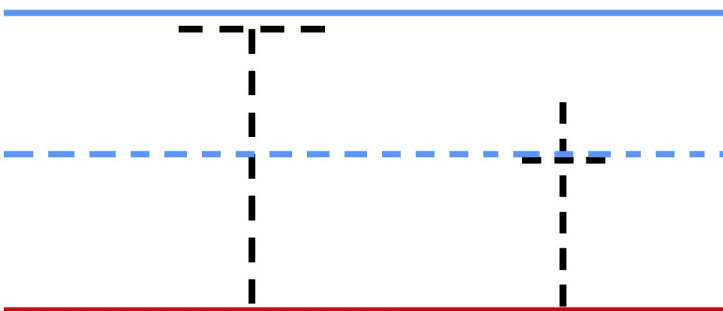
[www.confessionsofahomeschooler.com](http://www.confessionsofahomeschooler.com)





[www.confessionsofahomeschooler.com](http://www.confessionsofahomeschooler.com)





[www.confessionsofahomeschooler.com](http://www.confessionsofahomeschooler.com)







[www.confessionsofahomeschooler.blogspot.com](http://www.confessionsofahomeschooler.blogspot.com)




[www.confessionsofahomeschooler.blogspot.com](http://www.confessionsofahomeschooler.blogspot.com)




[www.confessionsofahomeschooler.blogspot.com](http://www.confessionsofahomeschooler.blogspot.com)



[www.confessionsofahomeschooler.blogspot.com](http://www.confessionsofahomeschooler.blogspot.com)




[www.confessionsofahomeschooler.blogspot.com](http://www.confessionsofahomeschooler.blogspot.com)



[www.confessionsofahomeschooler.blogspot.com](http://www.confessionsofahomeschooler.blogspot.com)







[www.confessionsofahomeschooler.blogspot.com](http://www.confessionsofahomeschooler.blogspot.com)



[www.confessionsofahomeschooler.blogspot.com](http://www.confessionsofahomeschooler.blogspot.com)



[www.confessionsofahomeschooler.blogspot.com](http://www.confessionsofahomeschooler.blogspot.com)



[www.confessionsofahomeschooler.blogspot.com](http://www.confessionsofahomeschooler.blogspot.com)


1	2	3	4	5
6	7	8	9	10

Cut out the above number squares. Count the items on each card and place the correct number on the blank square.



# Which is Different?

Which one is different? Look at the images in each row, and circle the one that is different from the others.



# Thanksgiving Graph

Fill in the correct amount of squares based on the number next to each image. When complete, discuss which one has the most, least, 2nd most, and 2nd least.



- 2



- 10



- 8



- 1



- 5



- 3






Most: \_\_\_\_\_

2nd Most: \_\_\_\_\_

Least: \_\_\_\_\_

2nd Least: \_\_\_\_\_





# Size Sorting Activity

(Cut out each square then sort by size. Discuss smallest, largest, medium)




It

is for





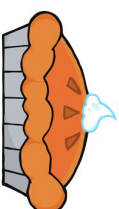

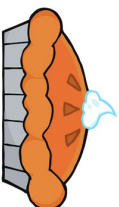

Thanks-

giving

Copyright Erica Made Designs, LLC © 2011 www.Confessionsofahomeschooler.com. All rights reserved.

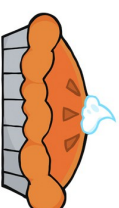





1 2 3 4 5 6 7 8 9 10



Copyright Erica Made Designs, LLC © 2011 [www.Confessionsofahomeschooler.com](http://www.Confessionsofahomeschooler.com). All rights reserved.

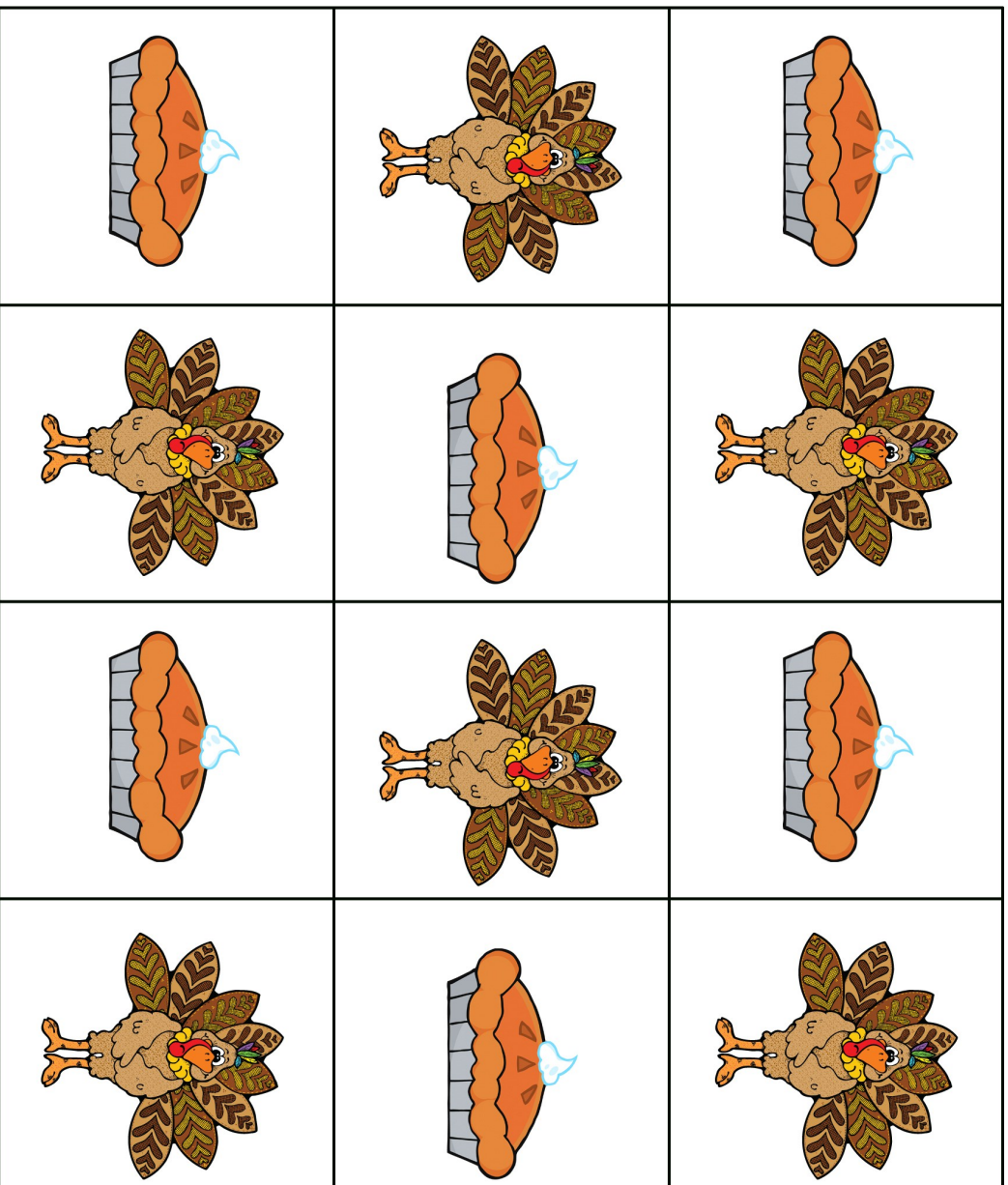
Pattern Activity: Use the pieces below to complete each pattern









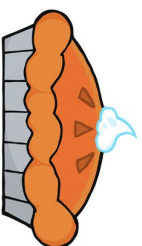
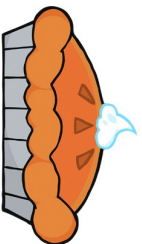
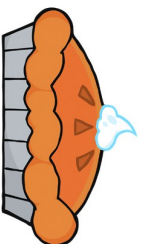


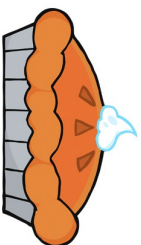
# Thanksgiving Building

(Print 2 copies of this page. Leave one whole for the pattern template, then cut the other one up as game pieces. Use the pieces to re-create the pattern.)



# Thanksgiving Building

(Print 2 copies of this page. Leave one whole for the pattern template, then cut the other one up as game pieces. Use the pieces to re-create the pattern.)



t h a n k s





T H A N K S



Color Puzzles: Cut each pie in half then match together, say each color as you point to it. For a harder game, match the pie to the color word grid

YELLOW

BLUE

RED

BROWN

ORANGE

PURPLE

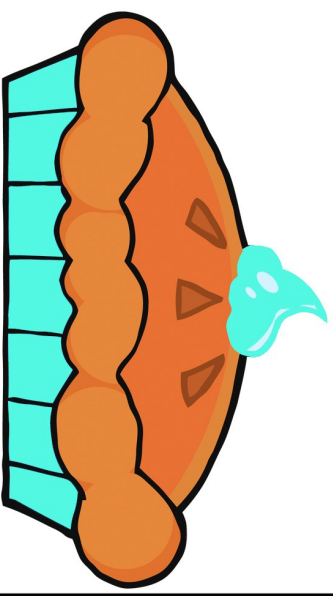
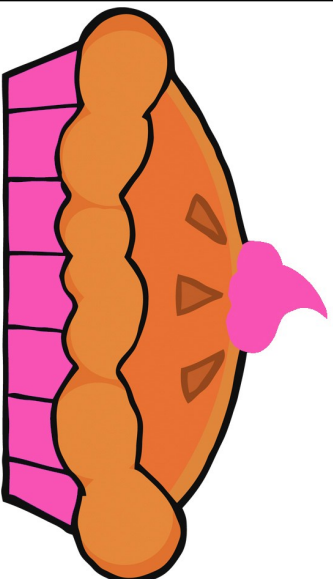
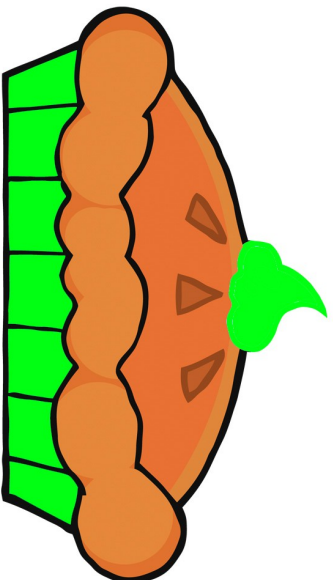
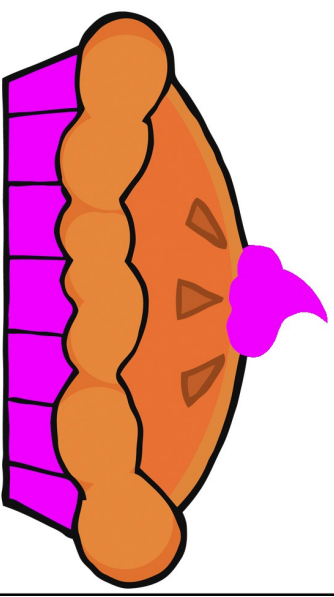



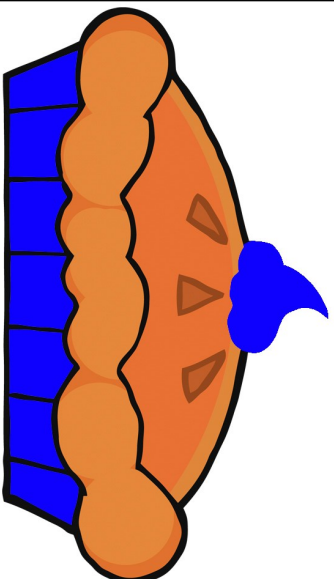

GREEN

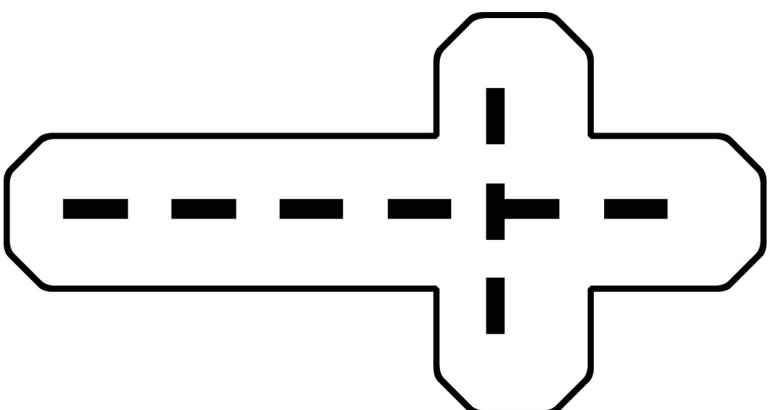
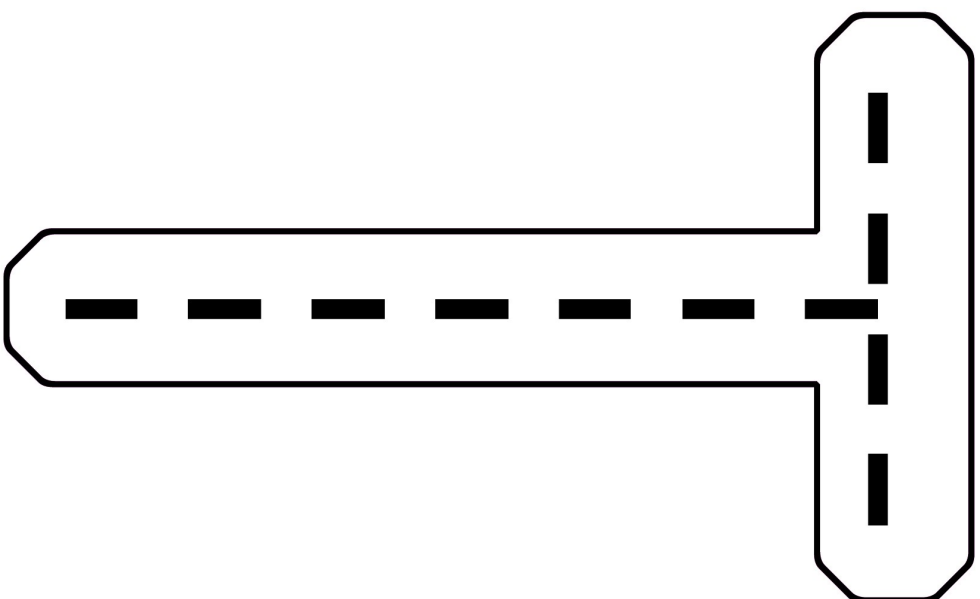
PINK


TEAL



Color Puzzles: Cut each pie in half then match together, say each color as you point to it. For a harder game, match the pie to the color word grid









1


one



2

two

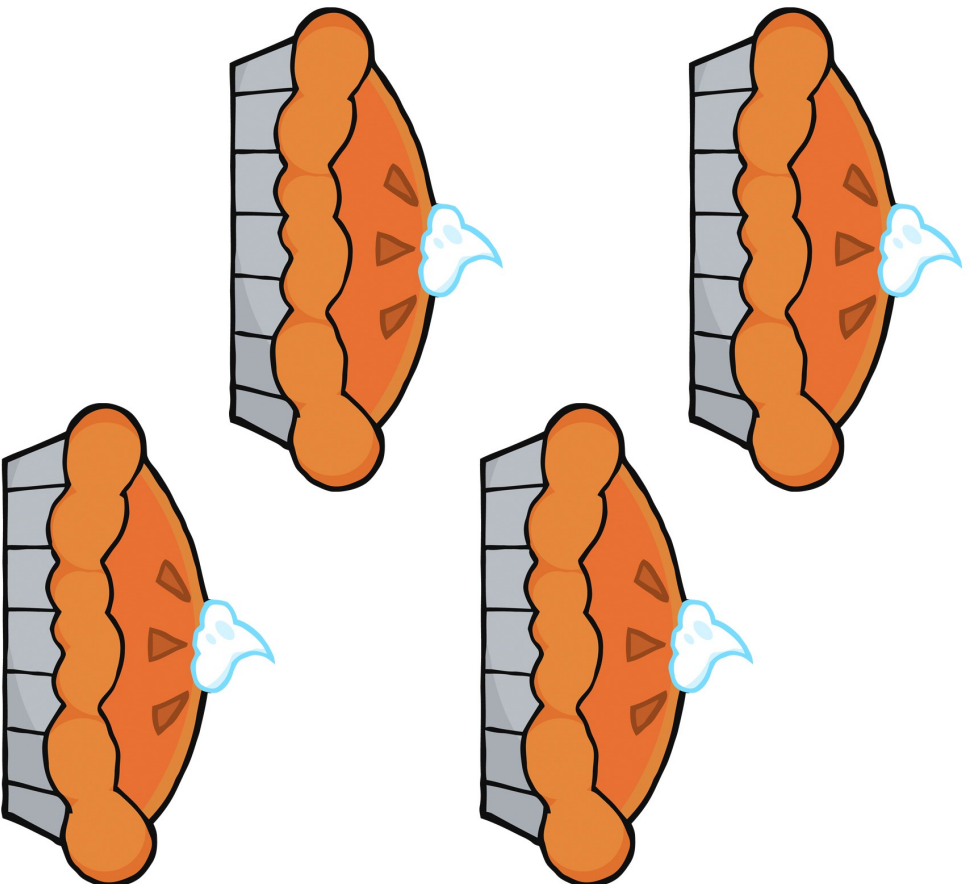
3




three



4



four

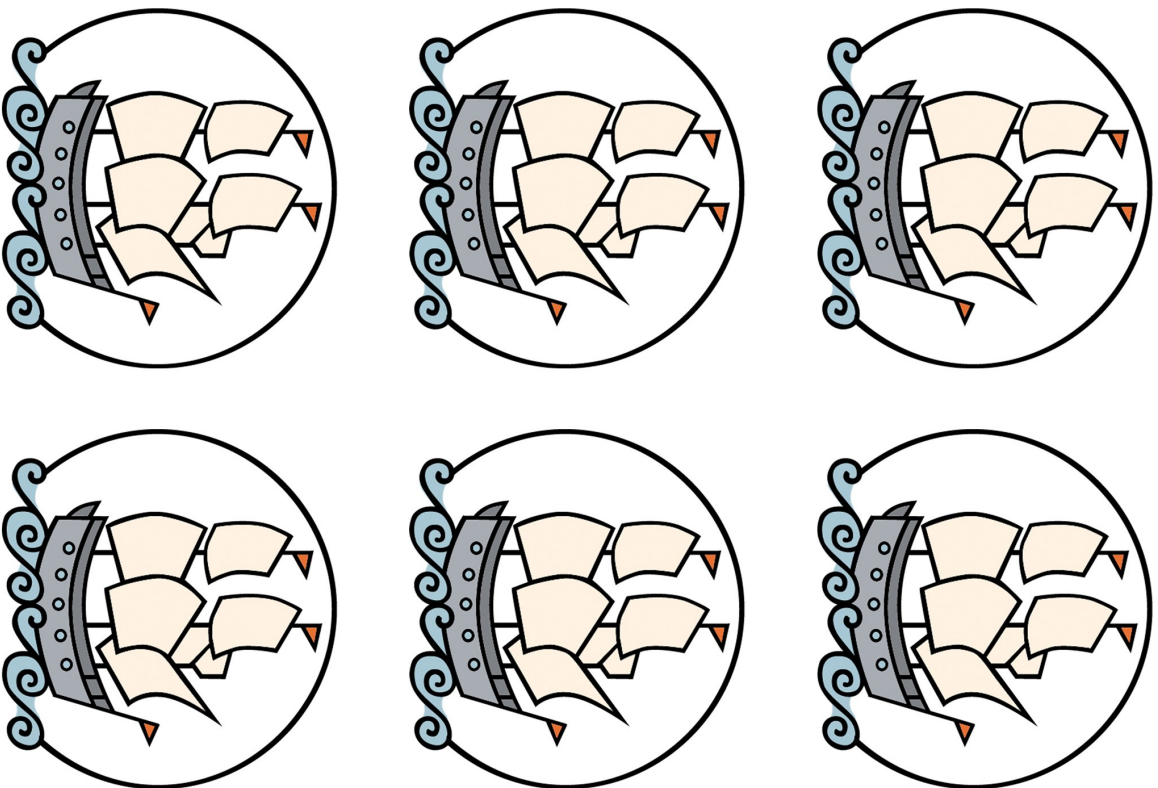


5

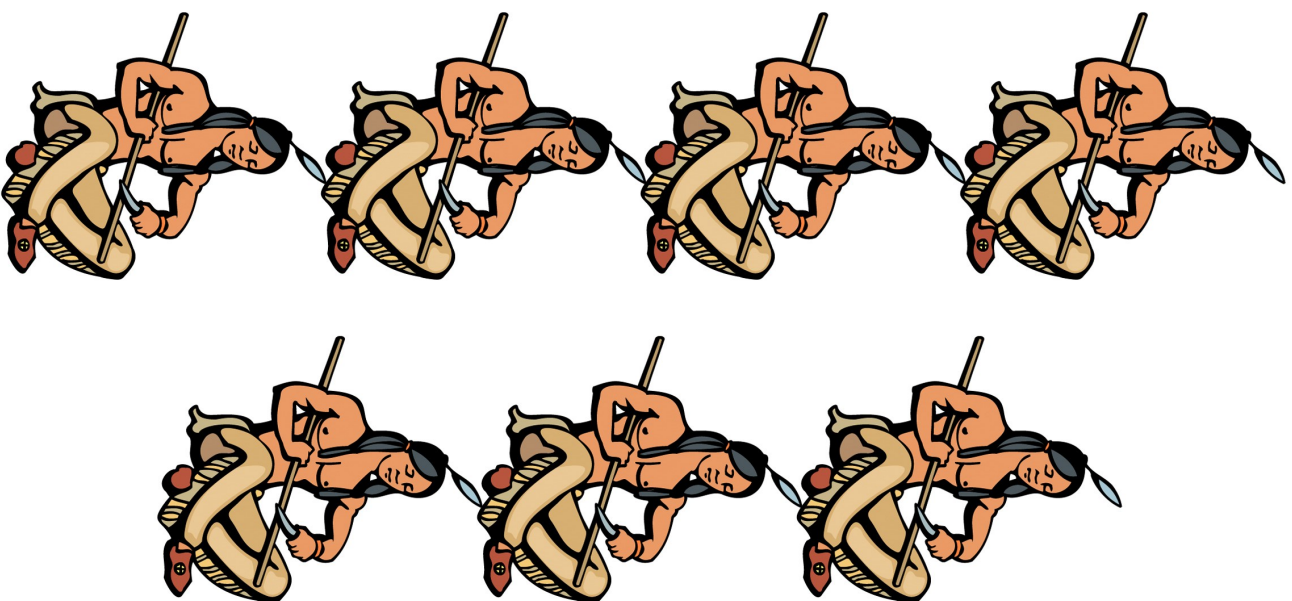
five

6

six



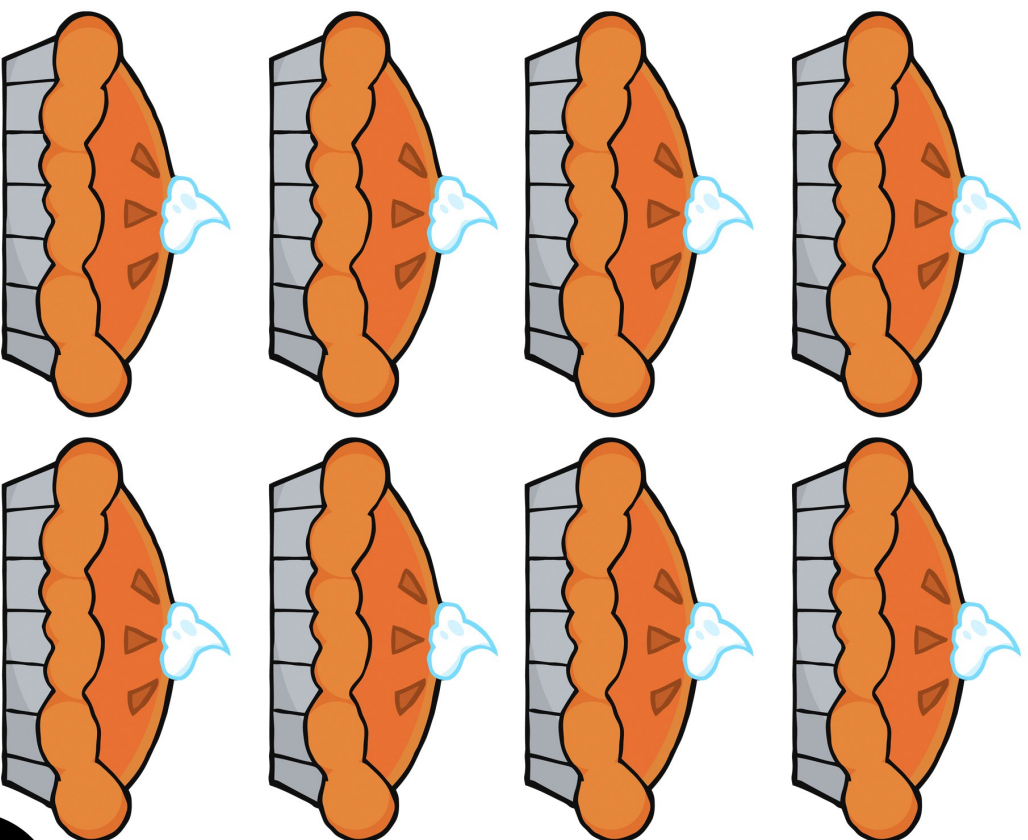
7




seven




8



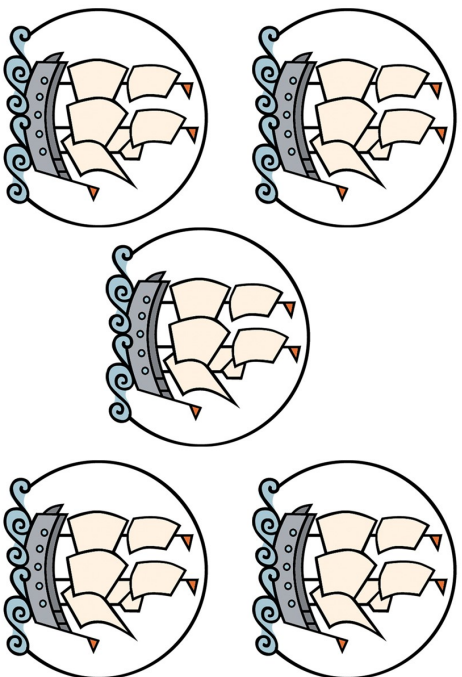
eight



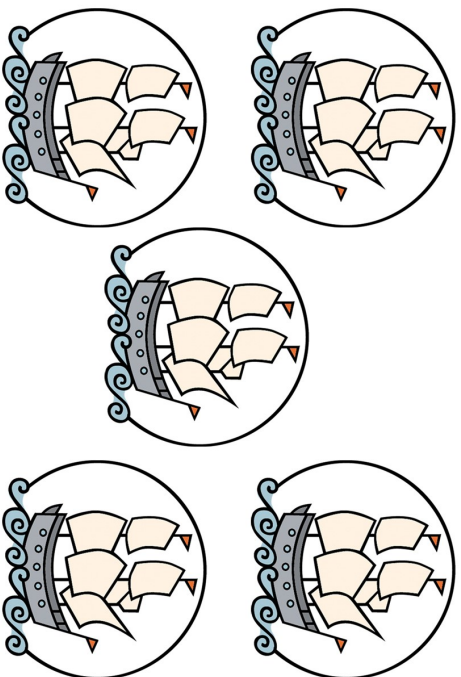
9



nine





10

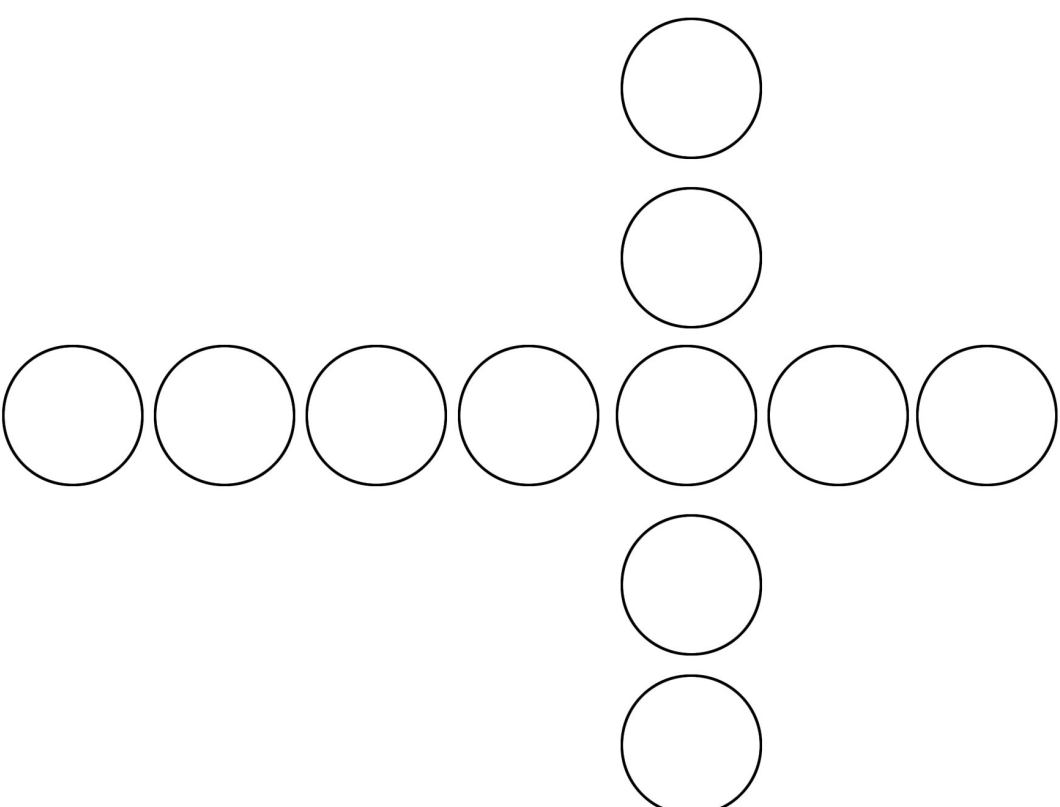
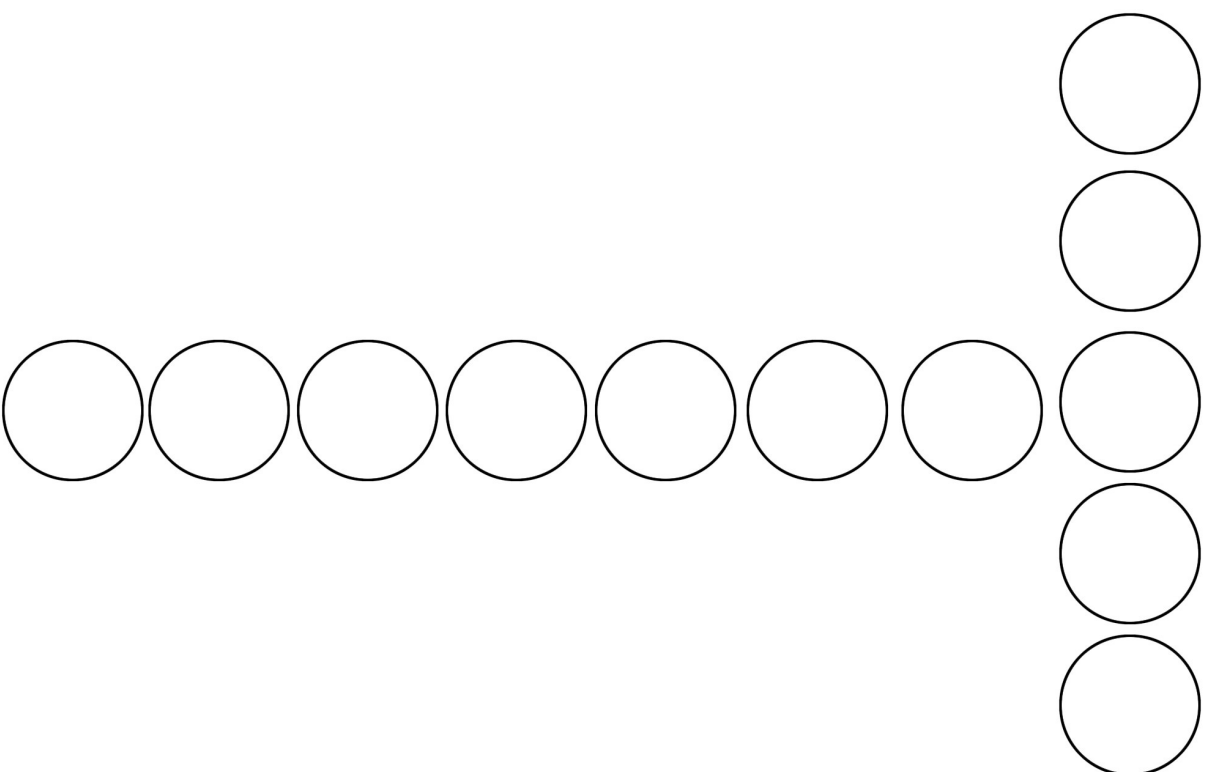



ten

HAPPY  
THANKSGIVING!









# Thanksgiving

## Cutting Practice

[www.confessionsofahomeschooler.com](http://www.confessionsofahomeschooler.com)

