

Alphabet/Number Review Cards:

Use these cards in to review all of the letters & numbers learned in the [A-Z Curriculum!](#)

A-Z Activities:

- Using 1” plastic letters, match each letter piece to the corresponding letter card.
- For more of a challenge, use lowercase plastic letters and match them to the corresponding uppercase card.
- Gather an assortment of small items that begin with each letter, match each item to its corresponding letter card. ie: cotton ball on the letter C card.
- Using Dry Erase Marker trace over each letter to practice formation.

Number Activities:


- Using 1” plastic numbers, match each number to its corresponding number card.
- Using small manipulative of your choice, put the correct number of items on each card.

Additional Ideas:


Cut apart the sheets, and have your child place the A-Z cards in alphabetical order, or the number cards in numerical order!




A




B




C



D




E




F



G



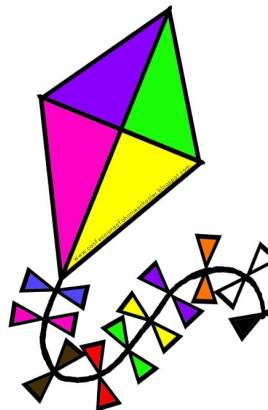
H



I



J



K




L



M



N



O



P




Q



R




S




T



U















V



W



X

		
Y	Z	1
		
2	3	4
		
5	6	7
		
8	9	10