

Letter Hunt Worksheets

By Erica @ www.confessionsofahomeschooler.com



This download includes 29 pages of Letter Hunt worksheets (duplicates are provided where I have more than one theme for a letter) that are meant to go with my K4 expansion to the Letter of the Week Curriculum which can be found at <http://confessionsofahomeschooler.blogspot.com>.



I suggest that you read the short story to your preschooler then have them find and circle all of the letters for that worksheet. Alternatively you can have them highlight the letter with a Do-A-Dot marker.

I hope you find the stories fun and whimsical while at the same time providing a good way to challenge your child to identify specific letters within a group of other letters.

Confessions of a Homeschooler Terms of Use

All downloads on www.confessionsofahomeschooler.com and its contents are copyright of Confessions of a Homeschooler ©ConfessionsofaHomeschooler2011. All rights reserved.

Personal Use Only:

My downloads are provided to you for your own personal use. Accordingly, you agree that you will not copy, reproduce, alter, modify, create derivative works, or publicly display any content from my downloads, except for your own personal, non-commercial use.

You may post pictures of your family using my downloads on your personal blog provided that Confessions of a Homeschooler is properly attributed in the post.

No Redistribution. You may not reproduce, repackage, or redistribute the contents of COAH downloads, in whole or in part, for any reason.

No Commercial Use. My downloads may not be used for commercial purposes. For example, you may not do any of the following: use the downloads to sell a product or service; use the download to increase traffic to your Web site for commercial reasons, such as advertising sales.

Any use of the downloads that infringes upon the intellectual property rights of Confessions of a Homeschooler or that is for commercial purposes will be investigated, and the owner shall have the right to take appropriate civil and criminal legal action.

Modifications of Terms.

I shall have the right to modify the terms of this Agreement at any time, which modification shall be effective immediately and shall replace all prior Agreements.

You are more than welcome to:

- Save the files on your computer and print off copies for yourself {or classroom} whenever you would like.
- Link directly to [my site {or blog}](#) to share my files with others.
- Post blogs using my files as long as proper credit to Confessions of a Homeschooler is given.

YOU MAY NOT:


- Host any of my files on your own or other sites.
- **Alter** or **sell** any of my files.
- Sell files to make a profit: All files are for personal use only. You may NOT use my items for sale or profit. ~ i.e. print them off, laminate them and sell them to others.
- Transmit or store any resources on any other website or other form of electronic retrieval system.
- All downloads are copyright protected. Not to be distributed, transferred, or shared in any form.

If you have any questions please feel free to email me directly at homeschoolerconfessions@gmail.com. I will do my best to respond promptly.

The logo for Erica, featuring the name in a stylized, cursive script with a decorative flourish above the 'i'.

A is for Apple


(Read the story and circle all of the letter A's)



Ann the acrobat
juggles apples in
an act all day in
January.

A is for Ant


(Read the story and circle all of the letter A's)



Ann the ant works
hard all day.
She gathers
apples, acorns
and artichokes!

B is for Butterfly


(Read the story to your student then have them circle all of the letter B's)



Bob the butterfly
blows big bubbles
with his bubble
gum. Bigger,
bigger boom!

C is for Caterpillar

(Read the story to your student then have them circle all of the letter C's)



Cappy the
caterpillar chases
cats and eats
carrots, cantaloupe
and cranberries.

D is for Dinosaur


(Read the story to your student then have them circle all of the letter D's)



Dante and Debbie
dig all day deep in
the dirt. They are
digging for
dinosaur bones.

E is for Elephant


(Read the story to your student then have them circle all of the letter E's)



Elsa the elephant
balances eleven
eggs on her head.
Careful Elsa!

F is for Fish

(Read the story to your student then have them circle all of the letter F's)



Fred the fish finds
other fun fish in
the colorful ocean
reef.

G is for Gumball

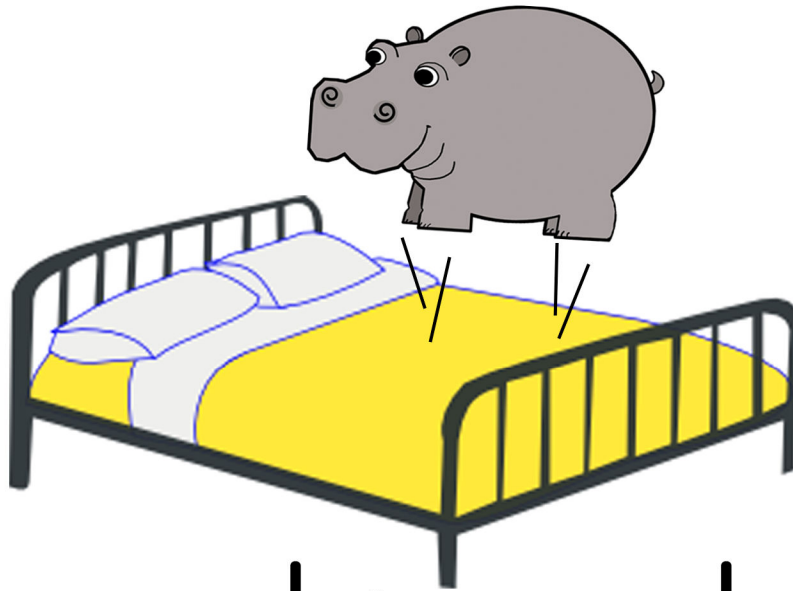
(Read the story to your student then have them circle all of the letter G's)



George gets to
gather gumballs.
He gobbles them
up by the gobs!

H is for Hippo


(Read the story to your student then have them circle all of the letter H's)



Henry hippo hops
on his bed. How
high can Henry
hop before he
gets hurt?

I is for Inchworm

(Read the story to your student then have them circle all of the letter I's)



Izzy the inchworm
inspects insects in
the dirt. He goes
through inch by
inch!

J is for Jesus


(Read the story to your student then have them circle all of the letter J's)



I love Jesus and I
jump joyfully when
I think about
joining him in
heaven!

J is for Jellybean

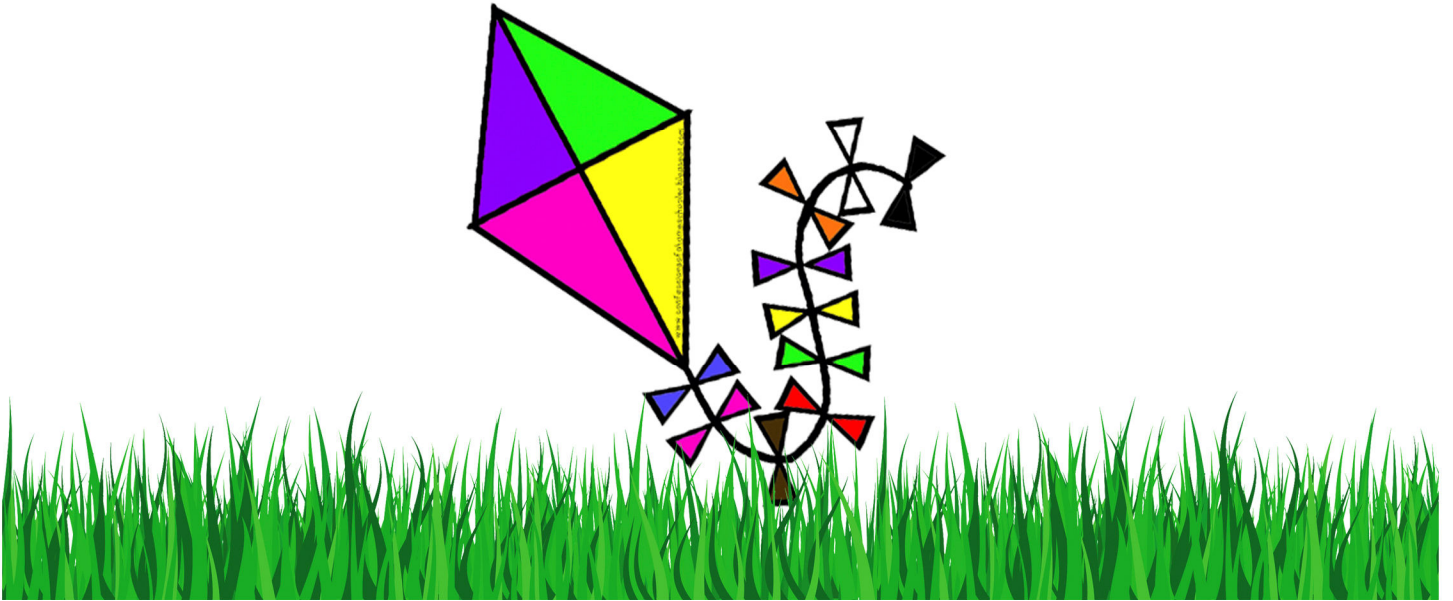
(Read the story to your student then have them circle all of the letter J's)



I like to juggle
Japanese jelly-
beans. The juicy
taste makes me
jump for joy!

K is for Kite

(Read the story to your student then have them circle all of the letter K's)



Kirby flies his kite
while having kiwi
with kool-aid and
doing karate kicks.

L is for Ladybug

(Read the story to your student then have them circle all of the letter L's)



Lucy ladybug lies
listfully in the
lagoon while licking
a lemon lollipop.

M is for Monkey



Menacing monkeys
manage to munch
on moist mangos
in the mango tree.

M is for m&ms

(Read the story to your student then have them circle all of the letter M's)



I munch on m&ms
while my Mom
makes muffins for
my family.

N is for Nest


(Read the story to your student then have them circle all of the letter N's)



Nine eggs are in the
nest. Nancy notices
the nest and counts
the nine.

O is for Octopus

(Read the story to your student then have them circle all of the letter O's)



Oscar octopus swims
to and fro. Opposite
him is Olivia who
won't obey!

P is for Pumpkin


(Read the story to your student then have them circle all of the letter P's)



Polly picks pumpkins
in the patch. Perfect
pumpkins are pale
and plump.

Q is for Quilt

(Read the story to your student then have them circle all of the letter Q's)



The quartet sang
while the queen
slept quietly under
her quilt.

R is for Rainbow

(Read the story to your student then have them circle all of the letter R's)



Randy raced to the
rainbow on his race
horse to find the
grand prize.

S is for Snowman


(Read the story to your student then have them circle all of the letter S's)



Sam the snowman
sings a silly song
before he melts in
the sun.

T is for Turtle

(Read the story to your student then have them circle all of the letter T's)



Tom the turtle likes
to be tickled on the
top of his tail and
toes.

U is for Umbrella

(Read the story to your student then have them circle all of the letter U's)



Ursula is stuck
under her umbrella
until it turns
upside down!

V is for Valentine


(Read the story to your student then have them circle all of the letter V's)



Vicky loves to give
Valentines to
Vincent. She wears
her very best
violet vest.

W is for Watermelon

(Read the story to your student then have them circle all of the letter W's)



Wendy waits for
watermelon while
the weather is
warm.

X is for Xylophone


(Read the story to your student then have them circle all of the letter X's)



Max plays the
xylophone while his
fox rests on a box
because he has
chicken pox.

Y is for Yarn

(Read the story to your student then have them circle all of the letter Y's)



Kitty plays with a
yellow ball of yarn
while a sleepy
Judy yawns.

Z is for Zebra

(Read the story to your student then have them circle all of the letter Z's)



Zack the zebra
zigs and zags
around the zoo,
zoom zoom Zack!