

# Writing Pages

Included in this download are printable writing worksheets to help make the writing process a little more fun. I've also included some editing cards to help students proof read their work.

## **To Use:**

Print pages 3-4 (editing cards) on cardstock and laminate. Cut out editing cards and punch a hole in the top left corner and secure cards together using a metal ring.

The rest of the pages can be printed based on your own needs and assignments.

You can find more printables online at  
[www.confessionsofahomeschooler.com](http://www.confessionsofahomeschooler.com)

# Erica Made Designs, LLC Terms of Use

All downloads on [www.confessionsofahomeschooler.com](http://www.confessionsofahomeschooler.com) and its contents are copyright of Erica Made Designs, LLC © 2012. All rights reserved.

## **Personal Use Only:**

**My downloads are provided to you for your own personal use.** Accordingly, you agree that you will not copy, reproduce, alter, modify, create derivative works, or publicly display any content from my downloads, except for your own personal, non-commercial use.

You may post pictures of your family using my downloads on your personal blog provided that Confessions of a Homeschooler is properly attributed in the post.

**No Redistribution.** You may not reproduce, repackage, or redistribute the contents of COAH downloads, in whole or in part, for any reason.

**No Commercial Use.** My downloads may not be used for commercial purposes. For example, you may not do any of the following: use the downloads to sell a product or service; use the download to increase traffic to your Web site for commercial reasons, such as advertising sales.

Any use of the downloads that infringes upon the intellectual property rights of Confessions of a Homeschooler or that is for commercial purposes will be investigated, and the owner shall have the right to take appropriate civil and criminal legal action.

## **Modifications of Terms.**

I shall have the right to modify the terms of this Agreement at any time, which modification shall be effective immediately and shall replace all prior Agreements.

## **You are more than welcome to:**

- Save the files on your computer and print off copies for yourself {or classroom} whenever you would like.
- Link directly to [my site {or blog}](#) , [www.confessionsofahomeschooler.com](http://www.confessionsofahomeschooler.com), to share my files with others.
- Write blog posts showing images of your students using my files as long as proper credit to Confessions of a Homeschooler is given.

## **YOU MAY NOT:**

- Host any of my files on your own or other sites.
- **Alter** or **sell** any of my files.
- Sell files to make a profit: All files are for personal use only. You may NOT use my items for sale or profit. ~ i.e. print them off, laminate them and sell them to others.
- Transmit or store any resources on any other website or other form of electronic retrieval system.
- All downloads are copyright protected. Not to be distributed, transferred, or shared in any form.

If you have any questions please feel free to email me directly at [erica@confessionsofahomeschooler.com](mailto:erica@confessionsofahomeschooler.com). I will do my best to respond promptly.

## Editing Checklist

- ☐ Is there a topic sentence?
- ☐ Are my words spelled correctly?
- ☐ Are my paragraphs indented?
- ☐ Does each sentence start with a capital?
- ☐ Does each sentence end with a punctuation?
- ☐ Is my work neatly written?

## Correction Marks



Capitalize



Add



Delete



Spelling



Indent

## Revising Checklist

- ☐ Interesting Introduction?
- ☐ Supporting Details?
- ☐ Replace Overused Words?
- ☐ Used Complete Sentences?
- ☐ Used Colorful Words?
- ☐ Closing Conclusion?

## Punctuation

- Period (Ends a telling sentence)
- ? Question Mark (Ends a question)
- ! Exclamation (Shows feeling/emotion)
- , Comma (Separate words in a series)
- “ ” Quotation Marks (Shows dialog)
- ’ Apostrophe (Possession or contraction)

## Capitalization

- ☐ First word in a sentence?
- ☐ The word "I"
- ☐ Proper Nouns
- ☐ Days of the week
- ☐ Months of the year
- ☐ Holidays
- ☐ Formal titles of people

## Grammar

**Subject** - Who or what the sentence is about

**Predicate** - Tells what the subject is doing

**Noun** - Person, place, thing

**Verb** - Action word

**Adjective** - Describing word

**Adverb** - Tells how, when, where, or how much

**Preposition** - Shows location / time



# MY STORY PLAN

Title

---

---

---

Main Characters

---

---

---

---

Setting

---

---

---

---

Problem

---

---

---

---

Other Characters

---

---

---

---

Solution

---

---

---

---

Main Events  
*(What Happens)*

---

---

---

---

# WRITING STRUCTURE

**TOPIC:** \_\_\_\_\_

**WRITE 2 POINTS ABOUT YOUR TOPIC:**

1. \_\_\_\_\_ 2. \_\_\_\_\_

**SENTENCE #1:** Topic Sentence (Use words in the topic and tell how many points you will discuss.)

\_\_\_\_\_  
\_\_\_\_\_

**SENTENCE #2:** 2 point sentence (List 2 points in the order you will talk about them.)

\_\_\_\_\_  
\_\_\_\_\_

**SENTENCE #3:** State your first point using a complete sentence.

\_\_\_\_\_  
\_\_\_\_\_

**SENTENCE #4:** Write a supporting sentence for the first point using a complete sentence.

\_\_\_\_\_  
\_\_\_\_\_

**SENTENCE #5:** State your second point using a complete sentence.

\_\_\_\_\_  
\_\_\_\_\_

**SENTENCE #6:** Write a supporting sentence for the second point using a complete sentence.

\_\_\_\_\_  
\_\_\_\_\_

**SENTENCE #7:** Concluding sentence (Restate your topic and add any extra thoughts.)

\_\_\_\_\_  
\_\_\_\_\_

Title: \_\_\_\_\_

\_\_\_\_\_

Author: \_\_\_\_\_

\_\_\_\_\_

Illustrator: \_\_\_\_\_

\_\_\_\_\_

# My BOOK REPORT

This book is:

☐

Fiction

☐

Non-Fiction

Main Story (What is it about?): \_\_\_\_\_

\_\_\_\_\_

\_\_\_\_\_

The part I liked best was:

\_\_\_\_\_

\_\_\_\_\_

Because:

\_\_\_\_\_

\_\_\_\_\_

I learned these new words:

\_\_\_\_\_

\_\_\_\_\_

My rating of this book is:

☐

Excellent

☐

Good

☐

Okay

☐

Poor

I gave it this rating because:

\_\_\_\_\_

\_\_\_\_\_

\_\_\_\_\_

\_\_\_\_\_



# My Story:

(Draw an illustration of your story.)

---

---

---

---


---

---

---

---


# My Story:



Handwriting practice lines consisting of solid top and bottom lines with a dashed middle line. There are four sets of these lines, each set containing three lines.

Main body of the page containing multiple sets of handwriting practice lines. Each set consists of a solid top line, a dashed middle line, and a solid bottom line. There are ten such sets of lines filling the page.

# My Story:



---

---

---

---

---

---

---

---

---

---

---

---

---

---

---

---

# My Story:

---

---

---

---

---

This image shows a blank sheet of white paper with horizontal ruling lines. The lines are evenly spaced and extend across the width of the page. There are no margins, text, or other markings on the paper.




# My REPORT:

This image shows a single sheet of white paper with horizontal blue or grey ruling lines. The paper has rounded corners and is set against a dark background. There are no markings, text, or drawings on the paper itself.This image shows a blank sheet of white paper with horizontal ruling lines. The lines are evenly spaced and run across the width of the page. There is no handwriting or other markings on the paper.

# My REPORT:



(Draw an illustration of your story.)





# My REPORT:




(Draw an illustration of your story.)



# My REPORT:




# My REPORT:



Handwriting practice lines consisting of three horizontal lines (top, middle dashed, and bottom) repeated four times.

Main body of the report with multiple sets of handwriting practice lines (top, middle dashed, and bottom) for writing the report content.

# My REPORT:



---

---

---

---

---

---

---

---

---

---

---

---

---

---

---

---

# My REPORT:

---

---

---

---

---

This image shows a blank sheet of white paper with horizontal ruling lines. The lines are evenly spaced and run across the width of the page. There are no margins, text, or other markings on the paper.

# A LETTER FOR YOU...

\_\_\_\_\_

-----

\_\_\_\_\_

\_\_\_\_\_

-----

\_\_\_\_\_

\_\_\_\_\_

-----

\_\_\_\_\_

\_\_\_\_\_

-----

\_\_\_\_\_

\_\_\_\_\_

-----

\_\_\_\_\_

\_\_\_\_\_

-----

\_\_\_\_\_

\_\_\_\_\_

-----

\_\_\_\_\_

\_\_\_\_\_

-----

\_\_\_\_\_

\_\_\_\_\_

-----

\_\_\_\_\_

\_\_\_\_\_

-----

\_\_\_\_\_

\_\_\_\_\_

-----

\_\_\_\_\_



# A LETTER FOR YOU...

---

---

---

---

---

---

---

---

---

---

---

---

---

---

---

# THANK YOU!

\_\_\_\_\_

-----

\_\_\_\_\_

\_\_\_\_\_

-----

\_\_\_\_\_

\_\_\_\_\_

-----

\_\_\_\_\_

\_\_\_\_\_

-----

\_\_\_\_\_

\_\_\_\_\_

-----

\_\_\_\_\_

\_\_\_\_\_

-----

\_\_\_\_\_

\_\_\_\_\_

-----

\_\_\_\_\_

\_\_\_\_\_

-----

\_\_\_\_\_

\_\_\_\_\_

-----

\_\_\_\_\_

\_\_\_\_\_

-----

\_\_\_\_\_

# THANK YOU!

---

---

---

---

---

---

---

---

---

---

---

---

---

---

---

# My VOCABULARY WORDS:

This image shows a single sheet of white paper with horizontal blue or grey ruling lines. The paper has rounded corners and a thin black border around its edges. There are no markings, text, or drawings on the page.

(Draw an Illustration of your word sentence.)

Sounds Like:

---

Definition:

---

Synonym:

Antonym: \_\_\_\_\_

Antonym:

---

Sentence:

---