

Joy Stitchy Ornament



erica made
designs



Joy Ornament

Stitch Count: 31w x 28h

Materials needed:

- * Cloth (Recommended 14ct White Aida)
- * Floss (see chart)
- * Size 26 Tapestry needle
- * Optional: Embroidery hoop

Floss Recommended:

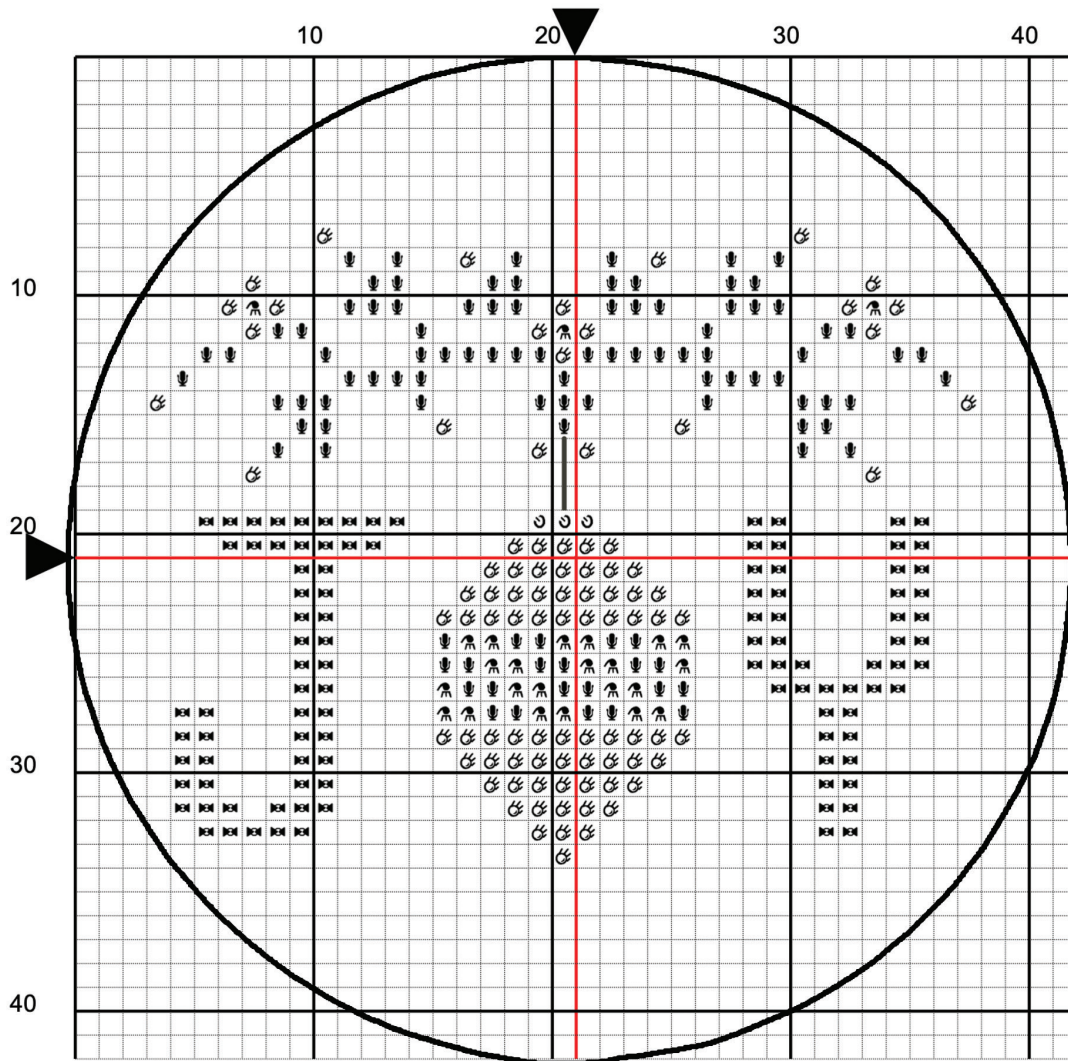
| | Number | Name: | Length |
|---|---------|------------------------|------------|
| ↓ | DMC 470 | Avocado Green light | 0.1 skeins |
| ↻ | DMC 498 | Christmas Red dark | 0.1 skeins |
| ↻ | DMC 598 | Turquoise light | 0.1 skeins |
| ↻ | DMC 761 | Salmon light | 0.1 skeins |
| ↻ | DMC 844 | Beaver Grey ultra dark | 0.1 skeins |

Stitched on 14 count white Aida with 2 strands of DMC

Finished size: 2-1/2" w x 2-1/2" h

© August 2021 EricaMadeDesigns, LLC
 Designed by Erica Arndt
 Duplication of any kind prohibited.
 Email: erica@confessionsofahomeschooler.com
www.confessionsofahomeschooler.com
 Instagram: @ericaarndt

Joy Ornament



DMC Floss Chart:

| | | Number | Name: | Length |
|--|--|---------|------------------------|------------|
| | | DMC 470 | Avocado Green light | 0.1 skeins |
| | | DMC 498 | Christmas Red dark | 0.1 skeins |
| | | DMC 598 | Turquoise light | 0.1 skeins |
| | | DMC 761 | Salmon light | 0.1 skeins |
| | | DMC 844 | Beaver Grey ultra dark | 0.1 skeins |

Supplies:

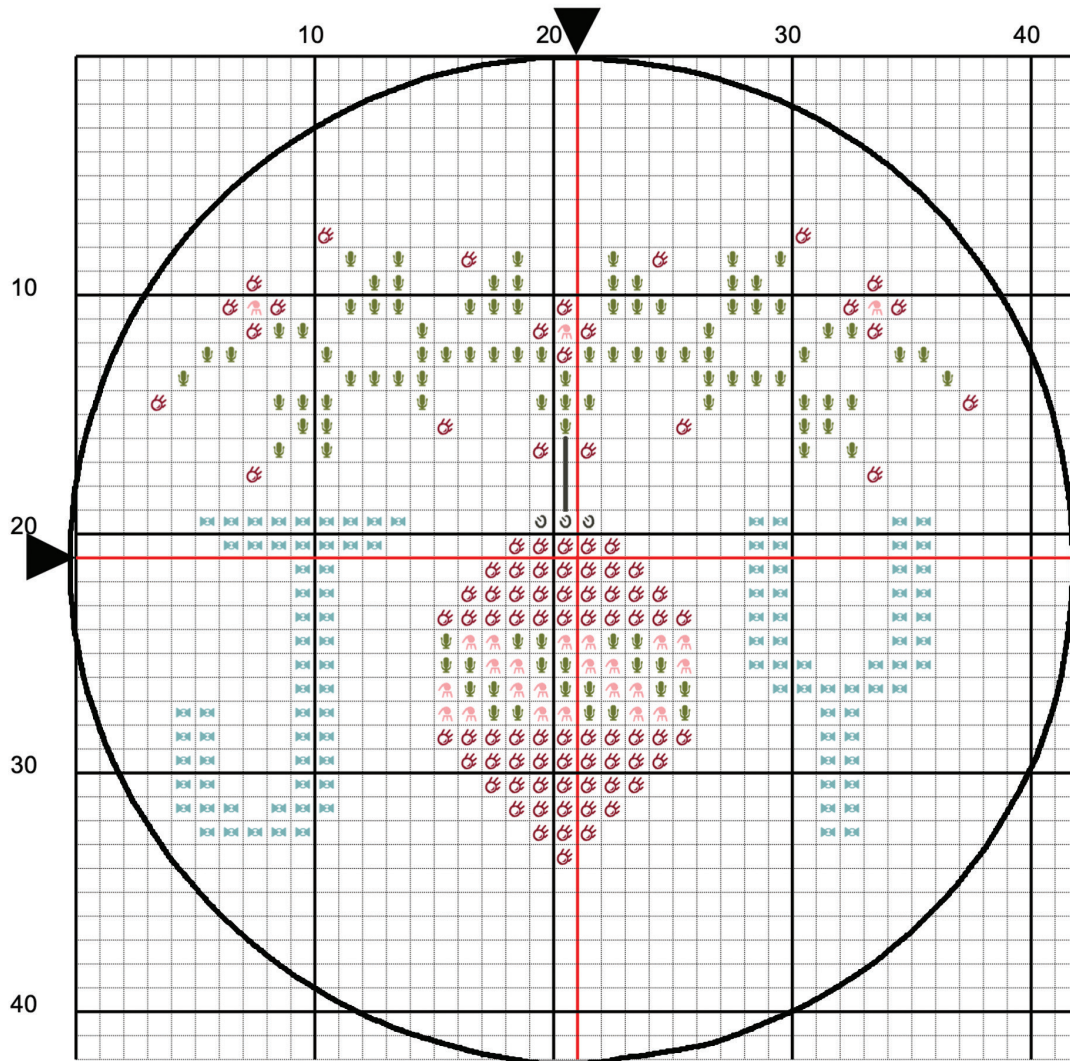
Stitch Count: 31w x 28h (2-1/2" x 2-1/2" finished.)
 Stitched on 14 count white Aida using 2 strands of DMC floss and a size 26 tapestry needle.

Finishing: Place finished ornament on a 3" embroidery hoop. I used these: <https://amzn.to/3iZi2lu>
 Tie a 9" piece of decorative ribbon to the top.



Copyright 2021 Erica Made Designs, LLC - www.confessionsofahomeschooler.com
 Duplication of any kind is prohibited. This pattern is for personal use only and may not be reproduced without written permission from Erica Made Designs, LLC.
 This pattern may not be used for commercial purposes. All rights reserved.

Joy Ornament



DMC Floss Chart:

| | | Number | Name: | Length |
|--|--|---------|------------------------|------------|
| | | DMC 470 | Avocado Green light | 0.1 skeins |
| | | DMC 498 | Christmas Red dark | 0.1 skeins |
| | | DMC 598 | Turquoise light | 0.1 skeins |
| | | DMC 761 | Salmon light | 0.1 skeins |
| | | DMC 844 | Beaver Grey ultra dark | 0.1 skeins |

Supplies:

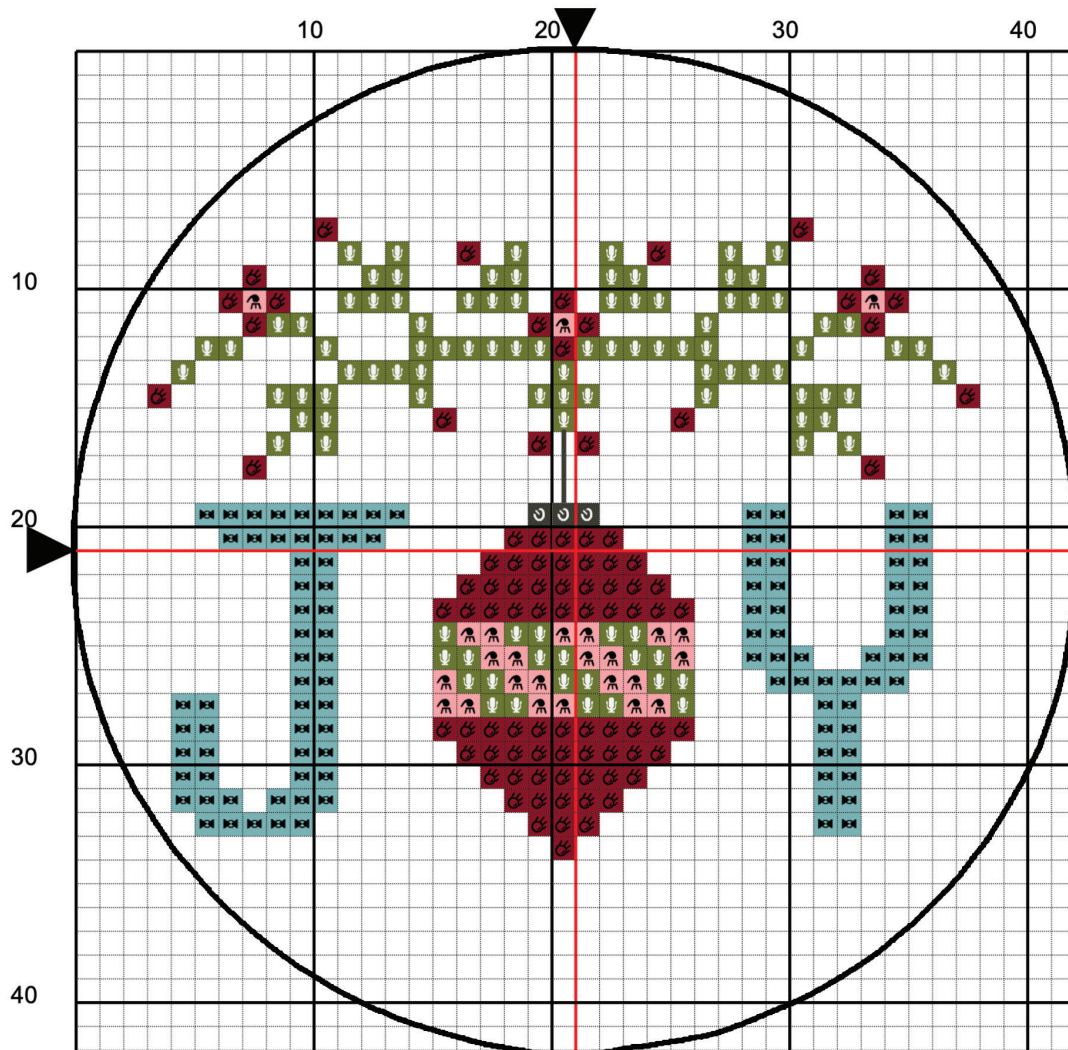
Stitch Count: 31w x 28h (2-1/2" x 2-1/2" finished.)
 Stitched on 14 count white Aida using 2 strands of DMC floss and a size 26 tapestry needle.

Finishing: Place finished ornament on a 3" embroidery hoop. I used these: <https://amzn.to/3iZi2lu>
 Tie a 9" piece of decorative ribbon to the top.



Copyright 2021 Erica Made Designs, LLC - www.confessionsofahomeschooler.com
 Duplication of any kind is prohibited. This pattern is for personal use only and may not be reproduced without written permission from Erica Made Designs, LLC.
 This pattern may not be used for commercial purposes. All rights reserved.

Joy Ornament



DMC Floss Chart:

| | | Number | Name: | Length |
|--|--|---------|------------------------|------------|
| | | DMC 470 | Avocado Green light | 0.1 skeins |
| | | DMC 498 | Christmas Red dark | 0.1 skeins |
| | | DMC 598 | Turquoise light | 0.1 skeins |
| | | DMC 761 | Salmon light | 0.1 skeins |
| | | DMC 844 | Beaver Grey ultra dark | 0.1 skeins |

Supplies:

Stitch Count: 31w x 28h (2-1/2" x 2-1/2" finished.)
 Stitched on 14 count white Aida using 2 strands of DMC floss and a size 26 tapestry needle.

Finishing: Place finished ornament on a 3" embroidery hoop. I used these: <https://amzn.to/3iZi2lu>
 Tie a 9" piece of decorative ribbon to the top.



Copyright 2021 Erica Made Designs, LLC - www.confessionsofahomeschooler.com
 Duplication of any kind is prohibited. This pattern is for personal use only and may not be reproduced without written permission from Erica Made Designs, LLC.
 This pattern may not be used for commercial purposes. All rights reserved.