

Confessions of a Homeschooler



“And how from infancy you have known the holy Scriptures, which are able to make you wise for salvation through faith in Christ Jesus.

All Scripture is God-breathed and is useful for teaching, rebuking, correcting and training in righteousness, so that the man of God may be thoroughly equipped for every good work.”

2 Timothy 3:15-17

Hi everyone! I'm excited to share how your family can benefit from the wonderful **opportunity to homeschool** your children! I hope you stay with me for the next 10 days where we'll talk about some sticky but worthwhile topics! So grab a cup of coffee (or whatever) and hop on board cuz' here we go! Can I get a "whoot-whoot!"



I thought we'd start by defining the word "**enrichment**", since that's my topic and frankly I wasn't quite sure where to start myself!

Enrichment: the act of making something more meaningful or rewarding, increasing the value of the property.

Homeschooling is a Ministry: So when we're talking about homeschooling, I think its important to define the actual "**property**" we are to be enriching. As parents we are commanded to "Train up a child in the **way he should go**, and when he is old he will not depart from it." *Proverbs 22:6. Psalm 127:3* tells us, "Children are a **heritage** from the Lord, offspring a reward from him."

The property we're talking about is our children, and more correctly, **the Lord's children**. It should be His will be done with our children, not our will. God has blessed us with these little guys, and put us in charge of their upbringing so that we may **lead them to Him**. As homeschoolers it should be our goal to **teach with Godly intention**. This means we need to have a plan, a goal, and a vision for our homeschooling so that we aren't striving towards something we don't understand.

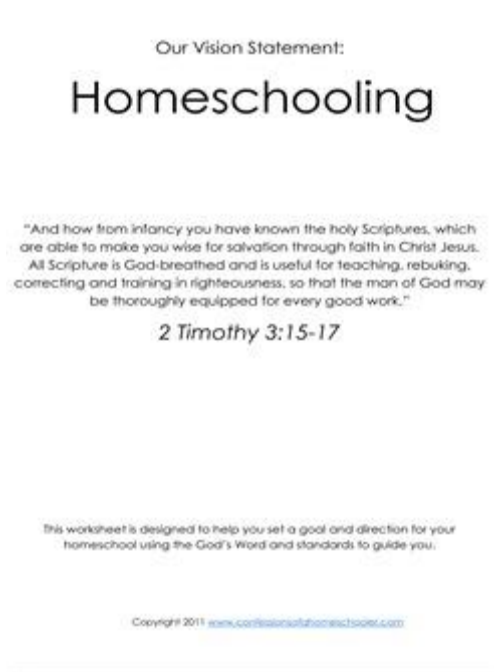
How hard would it be to reach a goal or finish line that wasn't defined for us? We'd be **flailing aimlessly** through life being swayed to and fro by every new thing that we come across. Instead we should be focused and diligent to stay on track!



Today's Challenge:

Today's challenge is to create a **vision** for your homeschooling. I know that this can be an overwhelming thought, but hear me out. We have all the tools necessary to guide us if we just seek God's Word. Today we are going to define where our goal line is, what we are striving towards, and why we are choosing to homeschool. Once we've laid this foundation we will be more prepared for the trials that ~~may~~ will follow!

[Click here to download the Homeschooling Vision worksheet](#)



If you need somewhere to start here's [why our family homeschools.](#)

Deut 6:5-9 Love the LORD your God with all your heart and with all your soul and with all your strength. These commandments that I give you today are to be on your hearts. **Impress them on your children.** Talk about them when you sit at home and when you walk along the road, when

you lie down and when you get up. Tie them as symbols on your hands and bind them on your foreheads. Write them on the doorframes of your houses and on your gates.

Some of the ideas you'll hear over the next few days are from a bible study on parenting that my husband and I have just started on parenting which I'd highly recommend going through, plus it's FREE online at "[Parenting as a Ministry](#)".

Stick around tomorrow for Day 2 of Homeschooling Enrichment where we'll talk about God's view of us as homeschoolers!

Welcome to **Day 2** of the Homeschooling Enrichment series!

Before we move on, I'd like to take a minute to talk about **Homeschooling as a Ministry** to our family. In order to do that I think we need to reflect on **who we are in Christ Jesus**.



You are a minister to your family: If you can't tell by now, our 10 days of enrichment journey **starts with you!** Many of us may think of a minister as a pastor. A minister is defined as **“One who acts under the orders of another or who is employed by another to execute his purposes.”** Who is our employer? Whose orders are we acting under? Really there are 2 choices here: 1: our own and 2. God's. Once we recognize that God has blessed us with these children **and** has given us the tools needed to complete the task at hand, the whole prospect is not so overwhelming.

2 Timothy 3:15-17 “And how from infancy you have known the holy Scriptures, which are able to make you wise for salvation through faith in Christ Jesus. All Scripture is God-breathed and is useful for teaching, rebuking, correcting and training in righteousness, so that the man of God may be thoroughly equipped for every good work.”

We are called as homeschoolers to minister to our children on 24/7 basis, if it helps we can consider them as disciples. As a homeschooler we can be challenged from all kinds of external and internal sources. We can doubt ourselves, compare ourselves and our children to others, get discouraged by daily trials, face criticism from family and friends. And we can pass that discouragement on to our children as well.

Think about Christ and His disciples. They were continually whining, complaining, and arguing over who was greater. Sound familiar? If your house is anything like mine, that describes it to a T! What was Jesus' response to his disciples? Did He lose his temper and yell at them? No, He patiently explained, over and over and over again. He was training them, ministering to them, and encouraging them based on God's Word.



God has placed these children in our care, not someone else's. He has given them to us to train up in righteousness. No matter how many times we may fail, yell, be inconsistent in our discipline we can rest in the fact that **God knows us!** He did not make a mistake in giving these kids to us! He knows our strengths, weaknesses, and that we cannot homeschool without Him. We will fail if we are striving to complete this task in our flesh. We must have the Lord to lean on and to seek for guidance, support and strength. And sister, if you haven't been dependent upon God before now, homeschooling will kick you right over to the other side where you will finally realize you can do **nothing** apart from Him!

As *John 15:5* tells us "I am the vine; you are the branches. If you remain in me and I in you, you will bear much fruit; **apart from me you can do nothing.**"

And the blessing for our abiding in Christ..."**I can do all things through Christ** who strengthens me." *Phil 4:13*

So...if we view our homeschool as a ministry to our family that will change our perspective. It's not a daily burden, or a chore we need to complete before we can check our email. It is a ministry of love! Ladies (*and gentlemen*) we have the blessed honor of training up our children in righteousness 24 hours a day, 7 days a week!

Their bad attitudes during math are actually a wonderful opportunity for us to teach them about perseverance!

But...before we can carry out God's love and vision for our homeschool, I think it's important to remember who we are in God's eyes and what our real purpose is in homeschooling our children.

Today's Challenge:

As a minister to your family, what is God's plan for you as a homeschooler and parent? Take some time today to remind yourself who you are in Christ. (*I realize this is geared towards mom's, but really can be applied to any parent.*)

Super Mom vs. Abiding Mom

| | |
|---|--|
| Does | Is (Psalm 46:10) |
| Tries to impress others | Pleases the Lord (Eph. 5:10, Proverbs 29:25) |
| Is controlled by an agenda (curriculum, schedule, etc) | Is controlled by the Holy Spirit: (Gal. 5:22-26) (Uses curriculum & schedules as tools for orderliness so she's more free to follow the spirit) |
| Her self worth is found in her accomplishments (clean house, perfect kids, the perfect bulletin boards, etc.) | Her self worth is found in an accurate view of who she is in Christ Jesus (Eph 2:10) |
| Her peace is found in the "perfect" environment | Her peace is found in Jesus in the midst of any storm (Is 26:3) |
| She is discouraged by failure | Failure reminds her that God's strength is made perfect in weakness (2 Cor. 12:9-10) |
| She expects perfection from herself and others | She practices grace with herself and others. (Eph 4:32) |
| She teaches her kids to be good | She teaches her kids to be Godly (Proverbs 22:6) |
| She is frustrated with her lack of spiritual fruit | She abides in Christ and bears much fruit (John 15:5) |
| She does things with her children | She builds a relationship with her children (Deut 6:6-7) |
| Her perspective is based on what is seen | Her perspective is based on what is unseen (Col 3:2) |
| She chooses quantity of activities | She chooses the most excellent Way (1 Cor 13) |

Written by Renee @ www.abidingmom.blogspot.com, Graphic created by Erica @ www.confessionsofahomeschooler.com, Copyright 2010 Erica Made Designs, LLC

[Click here for a printable version](#)

I know you've all read it before, but now might be a good time to revisit the [Proverbs 31 Bible Verse](#)

Welcome to **Day 3 of the Homeschool Enrichment** series where we're talking about **Discipline**. I realize this is a sticky topic, but you really should have a game plan, so that your emotions aren't dictating how you will administer discipline to your children.



It is my belief that the real meat of homeschooling is the **character training** of our children, the academics are important and will come, but one of the huge benefits to homeschooling is that we are present for all of the **discipline “opportunities”** during our child's day.

We can stop what we are doing and **address their behavior on the spot**. We can take a day or week off to focus on honesty, respect, compassion and the like. We can reach their hearts and change them from the inside out. Anyone can command obedience, but seeking to change your child's heart will carry on into their adult life, the lives of their children and grandchildren after them.

Let's take what we've learned on Day 2 about **being a minister to our family** and apply that to how we view the discipline our children. It totally changes our perspective when we realize that we are simply carrying out God's will for His children not our own. The discipline of our children is God's way of encouraging, motivating and steering them in the right direction. *Same as He does with us.*

It takes some of the pressure off of us to be what the world deems good parents. It allows us to **parent and teach with intention** as servants of God. Out of love for our children we faithfully follow God's plan for their lives. One way to accomplish this task is through **consistent** discipline and structure in our homes.



House Rules: In order to teach with intention, we need a game plan. A set of rules that we agree to follow as a family to make our little community work. Again if we have no set goal, then not only do our kids not know what our expectations are, but neither do we.

In an attempt to **retain some semblance of order and sanity** in our household, my husband and I came up with a set of **family rules** that we follow. Once we got the rules and consequences down, my husband called a **family meeting**. We presented the new rules to our children along with the decided upon consequence, asked if anyone had any questions and let them know the new rules were in effect immediately.

I have to say this has been the best thing we've done for our family yet. First, it took all **the pressure off of me** to be the bad guy, after all I'm just following through with the rules. Second, it **keeps me from going over board emotionally** because the kids are acting up and I can't think of a consequence for their behavior on the fly. Third, it seemed to give the kids some sense of **comfort and stability** knowing what our expectations of them are.

Today's Challenge:

Sit down with your spouse (*if possible*) and create family rules similar to the ones below. You can also use the goals you set for your home on Day 1 of this series, to help define what is important to your family. I encourage you to keep the rules fairly simple, our family has 7 main rules. I have provided you with a sample of our family rules below so you have a starting point.

House Rules:

| Household Rules Chart | | | |
|--|---|-----------|---|
| Rules | Discipline | Motivator | Scripture |
| Respect Dad & Mom <ul style="list-style-type: none"> Way you talk Obey right away, all the way Attitude | Timeout (minutes in age) until ready to shine like stars | | Exodus 20:12 "Honor your father and your mother, so that you may live long in the land the LORD your God is giving you" Col 3:20 "Children obey your parents in the Lord for this is right" |
| Clean Up After Yourself <ul style="list-style-type: none"> If you make a mess, clean it up. | Clean your mess PLUS pick an extra chore from Chore Chart cards | | 1 Corinthians 4:2 Moreover it is required in stewards that one be found faithful. |
| Food Rules <ul style="list-style-type: none"> FOOD at kitchen table ONLY | No snacks for day | | Col 3:20 "Children obey your parents in the Lord for this is right" |
| Attitude: <ul style="list-style-type: none"> Arguing or Complaining with siblings | Remove anything that causes us to sin, toy gets 15 minute time out OR Laundry Time Out: Come out with clean hearts and good attitude | | Phil 2:14-15 14 "Do everything without complaining or arguing, so that you may become blameless and pure, children of God without fault in a crooked and depraved generation, in which you shine like stars in the universe" 1 Thess 5:18 "give thanks in all circumstances, for this is God's will for you in Christ Jesus" |
| Bed Time Rules <ul style="list-style-type: none"> Complain about who puts you to bed Get out of bed | Put yourself to bed | | Prov 17:22 "A cheerful heart is good medicine but a crushed spirit dries up the bones" |
| Restaurant/Dinner Rules <ul style="list-style-type: none"> Use Manners Be respectful of others Inside voices Ask to be excused | No Talking Time Out (minutes per age) while we finish dinner. | | Prov 15:1 "A gentle answer turns away wrath, but a harsh word stirs up anger" Eph 4:29 "Do not let any unwholesome talk come out of your mouths, but only what is helpful for building others up according to their needs, that it may benefit those who listen" |
| School Rules: <ul style="list-style-type: none"> No Chair Tipping Good Attitude Ask to be excused | Lose Chair Time out (minutes per age) If you miss school time 9-3, do as homework with Dad | | Romans 12:21 "Do not be overcome by evil, but overcome evil with good." Eph 4:2-3 "Be completely humble and gentle; be patient, bearing with one another in love. Make every effort to keep the unity of the Spirit through the bond of peace" |

Copyright 2011 www.confessionsofahomeschooler.com

- [House Rules Word Doc](#)
- [House Rules PDF](#)

How do come up with family rules? First, sit down with your spouse (if possible) and discuss rules that you'd both like to see applied. You can use the Vision you set forth in Day 1 as a baseline to help you get started. *Here's how we organize them:*

- What is the rule?** ie. Respect Mom and Dad then give a couple examples of what that means like how you talk, tone of voice, obey right away all the way...etc. *I included school rules in our house rules chart just to keep things simple.*
- What is the discipline** or consequence for breaking the rule?
- What is the "motivator"** for not taking the consequence. Be clear that the motivator does not replace the consequence in step 2, and is only there if your child needs to be 'motivated' to accept their due consequence. *Since explaining all the rules to our children I've found that we rarely have to resort to the motivator.* In the printable below the motivator column is empty as I imagine you all have your own means of disciplining your children. We choose to spank our younger kids, the older ones get something they desire taken away such as TV time, DS play time, Wii time etc.
- What is the supporting Scripture?** As I've stressed in the days leading up to today, we need a reason, plan, and guidance for what we are doing. It is much easier to explain to

your child why a rule is important, if you yourself know why. The supporting scripture just reminds us what God's Word says on the topic so we can be faithful and just to carry out His commands.

*I really hope you all take the time to do this, **consistency in discipline** is key to getting your home and homeschool in order!*

Stick around tomorrow for Day 4 of Homeschooling Enrichment where we'll be talking about teaching responsibility to our children!

Welcome to **Day 4** of the Homeschooling Enrichment series! Today we are going to discuss **responsibility** and how we can motivate our children to contribute to the well being of our home instead of drain it (mom) of energy!



How many of you feel like you've been hit by a bus the end of the day? *(It's okay you can raise your hands it's all anonymous *wink*)*

How many of you can barely find the time to read these posts? *(Even though I'm so riveting that you can't bear not to so it's now midnight and you're finally getting around to it?)*

Well, today we're going to take the **edge off of your chronic fatigue syndrome** which will in turn benefit your homeschooling by teaching your children responsibility. At the same time it helps relieve the stress you've been feeling trying to "manage everything on your own". Now instead of thinking about those toilets you that need to be cleaned you'll be alert and focused during your school day!

God's Word tells us that "Moreover it is required in stewards that **one be found faithful.**"(1 Cor. 4:2) "His master replied, 'Well done, good and faithful servant! You have been faithful with a few things; I will put you in charge of many things. Come and share your master's happiness!"
Matthew 25:21




It is important to teach our children to be **thankful for all that God** has blessed our family with. **1 Thess 5:18** says “give **thanks in all circumstances**, for this is God’s will for you in Christ Jesus.” We all want to hear those blessed words “Well done good and faithful servant”. Let’s take that and bring it into the home!

Whether you have a little, or a lot, God has blessed you! Now, when we look at our possessions as not ours, but as God’s, how are we to take care of them? **If God gave us a gift would we toss it on the floor?** Step on it? Allow it to get broken, dirty and finally thrown away? Heavens no! We would be extra careful to take good care that we treated it with the utmost respect.

Our homes, our furniture, our toys, our animals, and **our siblings** are all gifts from God. They are not ours, **they belong to Him**, and we have received them out of love from our Lord. Let’s take care of them!

***Note:** If you haven’t done my character study on being a [Good Steward](#), now might be a good time to pull it out!*

[Enter the Chore Chart!](#)



Oh my beloved [chore chart](#), how I love thee! Ever since implementing and being consistent with chores, my life has been...well, simply beautiful. Not only do my kids LOVE this thing, but I literally LOVE this thing right back! [Click here for details on how this wonderful thing can bless your family!](#)

The idea behind this is simple. God has given us a house full of things to take care of so let's be faithful! Each of my children are given approximately 4 chores per day to complete. When they complete their chore, they turn the card backwards. At the end of the day I give them 1 ticket for each chore completed, which they can later redeem for a prize.

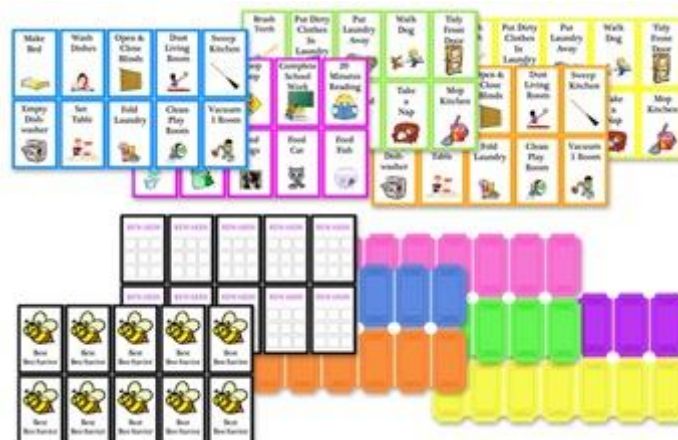
My kids love this setup. They like knowing what is expected of them for the day, and they really like knowing that they'll be rewarded for their hard work at the end of the day. I like that things get done, and that the kids who were once destroying my sanctuary are now helping to take care of it!

I am not a child laborer by any means, if they choose not to do a chore they simply don't get a ticket. My system is conveniently arranged so that the amount of tickets they earn in 1 week = the amount needed to purchase a prize. If they don't choose to do their chores, they don't get a prize.

If mommy has to do their chore, then mommy gets their ticket (which can later be redeemed for a morsel from the secret chocolate prize box that they aren't aware exists...shhh!)

Today's Challenge:

If you've been procrastinating on the chore chart, now's the time! Print, cut, paste, staple, or whatever else you have to do to get this done! I promise you won't regret it, and by the end of the week when you're looking over your oasis of beautiful-laundry-folded (*and put away*)-clean playroom-shiny toilets-squeaky clean-house you'll thank me!



[Click here to download the chore chart!](#)

Stick around tomorrow for Day 5 of Homeschooling Enrichment where we'll be talking about 1 Corinthians 13 in regards to homeschooling!

Welcome to **Day 5** of the **Homeschooling Enrichment series!** Today I want to take a look at **1 Corinthians 13** in regards to homeschooling and raising our children.

Before we start, please remember there is now no condemnation for those who are in Christ Jesus (Rom 8:1). I don't want today's post to discourage you, but instead encourage you ! Now is the time to change your attitude, it's never too late!



Love Is...

One of the most convicting passages in the bible for me is 1 Corinthians 13. After our [parenting bible study](#) I wanted to give this a homeschooling twist. Since the post was getting too long I've broken it up into 2 days. After all, I can't handle that much reading that makes me think all at one time. So, here we go...

1. Love is Patient

- Love is not impatient. Well, I could just stop right here. Am I being patient with my children during school? ugh...
 - Am I rushing them through lesson so I can get onto household chores?
- Am I easily frustrated when they're having a hard time understanding something?

Let's think back to our new perspective and remember that we are training God's children. Our children cannot be held responsible for telling us **how** to teach them. Some children do great with boxed curriculum, some require **"out of the box"** thinking in order to break open that mind of theirs and **its our job** to find the right key to unlock it! Every time we're about to react in a less than edifying manner, try to remember that your child is probably just as frustrated as we are and they are looking to us for support and encouragement. Think about it this way, how would you feel if your **laptop was broken** and the [geek squad](#) looked at you and said "Sorry lady, I can't help you!" Let's not leave our children hanging without a safety net, let them know that we're there to catch them when they fall.

2. Love is kind

- How often do I praise our children during school?
- Do I let my emotions dictate how our homeschool day goes?

Our children are a training ground just begging for guidance. In Proverbs 15:1 we know that “A gentle answer turns away wrath, but a harsh word stirs up anger.” Let’s take the theory that “you win more flies with honey than with vinegar” and apply that to our attitude towards homeschooling. Are we blessing and encouraging our children through praise or are we exasperating them with harsh words and condemnation?

3. Love does not envy

- Am I using my children’s gifts and talents to bless and encourage them or am I constantly pointing out the negative and bad things that they do?
- Am I allowing their disobedience to cause resentment in my feelings towards them?

The definition of envy is discontentment and resentment. Often based on the attitude of our children we can begin to start to resent them. As adults it is easy to continue to be angry for our children’s disobedience long after the issue has occurred. Reflecting the grace we ourselves have been given, let’s try to extend that to our children. Deal with the issue immediately and move on, don’t let bitterness and resentment creep in and steal away the precious time we have with our children!



4. Love does not boast

“When I was your age I had to **walk** to school in the snow...and it was **up hill both ways!**”

The age old story we laugh about can actually cause issues in how our kids relate to us. Our children can’t understand things like this, nor are they most likely true. The only reason we are directed to say things like this is in attempt to belittle the issues they may be facing. Compassion for **their** immediate situation will be a much more effective teaching tool than boasting on how much you may have accomplished at their age.

5. Love is not proud

- Do I try to command obedience through fear and threat?
- Do I give my children the impression that I never fail?

God wants us to encourage our children, to let them know they are part of a family team. If they constantly feel inferior to us, then they will be crushed in spirit and I don't want to be responsible for that. I try to be diligent and if necessary apologize when I've acted sinfully. Letting them know that Mom is not perfect, and that I too need to seek God for wisdom.

I try to let my kids know that it is my desire to teach them to mastery and to succeed in all they do. I do not give grades for the most part. My hope is that my children will have the chance to master a subject before moving them on. We take our time, learn at their pace. As a schedule driven type person it is easy for me to let my curriculum dictate what I do on a daily basis. While I do try to keep to that, I've learned over the years that it's important to take the time to make sure my children are actually "learning and retaining" the information instead of rushing through something, just so we can stay on track with our lesson plan.

In our school we work together as a family unit. Not one of them is more important than the other, but we stand together in unity. If someone is having a hard time learning something, we may stop everyone and do what we can as a team to help them get it.

I think this is one reason that the Chore Chart from Day 4 can be so effective as a household tool. We work as a team to keep our house in order, then we have time as a family to play and have fun!

6. Love does not dishonor others

Love does not behave rudely or act in an unbecoming order. A common mistake we make is to expose our children's sinful behavior to others. Many times I'll catch myself on the phone with a friend venting about how horrible our day was, including bad attitudes and learning issues we've had. While **you may think your children are not listening**, I assure you they are. That kind of exposure can be very hurtful to our children. **Please be careful** to consider what's **coming out of your mouth** at all times. Our children need to know that we have their backs, that they can trust and depend on us. Think of how you would feel if you heard your child telling their friends how mom yells all the time!

"Let **no corrupt word proceed out of your mouth**, but what is good for necessary edification, that it may impart grace to the hearers." (Eph 4:29)

7. Love is not self-seeking

Homeschooling and disciplining our children is not an easy task. As a mom I know I tend to place my own expectations on my children. If you haven't noticed our children are all different from each other **and from us!** But let us remember that they have been **fearfully and wonderfully made**. (Ps 139:14). God knew them before He formed them in our womb, before they were born they were set apart. (Jer 1:5)

God did not make a mistake, He has created them perfect in His eyes. While their interests may not be the same as our interests, we need to respect and help them pursue their desires (as long as

they're not unbiblical). Each of our children have different interests. Find out what that is, then actually take the time to spend some quality one on one time with your children doing things **they like to do**. It's not about us, it's about them! And **what they want is our time**, not our words.

Today's Challenge:

Spend some extra time in prayer today. Ask God to help you in any area you are lacking when it comes to following 1 Corinthians 13 in your home.

Stick around Monday for Day 6 of Homeschooling Enrichment where we'll continue the Love is study.

Welcome to **Day 6** of **Homeschooling Enrichment series!** Today we're finishing up our look at **1 Corinthians 13** in relation to homeschooling.



continued from Day 5...

8. Love is not easily angered

Oh this one hits home hard for me! I never realized I could fly off the handle so quickly until I had kids. I used to be calm, relaxed, easy going, but boy can those little guys push my buttons! Unfortunately, if I haven't started my day in fervent prayer seeking God for patience, I'll lose it in about 2 seconds. I did a search on "slow to anger" for this section. I was looking for James 1:19 "So then my beloved brethren, let every man be swift to hear, slow to speak, **slow to wrath**" but what I found instead was a whole page of verses that came back stating that "the LORD is **slow to anger and abounding in love**" Wow! I've been on the receiving end of His rich love so many times, why is it so hard for me to pour out that same love on my children? Let's be careful to be slow to anger and quick to listen to our children!

One of the verses I have memorized over the years is James 1:20 "**for the wrath of man [mom] does not produce the righteousness of God.**"

9. Love keeps no record of wrongs

Ugh...another one for me! I have to say that I'm wonderful at remembering all the wrong things my children and husband have done over the years. I can recall in an instant that time several years ago when so-and-so did such-and-such. (*Strangely though, I can't seem to remember what we ate for lunch yesterday without looking at my [meal plan](#)...hmm...*)

But love **keeps no record of wrongs**! It's so easy to bring up some previous instance and beat our kids over the head with it when some opportunity for fun comes up. "Mom, can I have a play date?" "No! Remember yesterday when you did *whatever*!" Be careful not to hold on to bitterness over their failures and disobedience.

Hebrews 12:14-15 **“Pursue peace with all people**, and holiness, without which no one will see the Lord: looking carefully lest anyone fall short of the grace of God; lest any root of bitterness springing up cause trouble, and by this many become defiled.”

Yikes, I do not want to be the one responsible for defiling anyone!

My beloved sisters (*and brothers*) do not let the root of bitterness rob you and your children from loving one another! Un-forgiveness is like a poison the offended party eats in hopes of causing pain to another but in reality it will eat **us** up! How many time should we forgive each other?

Matthew 18:22 tells us seventy seven times!

How many times has your heavenly Father forgiven you?

10. Love does not delight in evil

How many times have I told my children “I told you so!” ?

We can even seem happy that our children have received a natural consequence for their actions.

Proverbs 24:17 says **“Do not gloat when your enemy falls; when they stumble, do not let your heart rejoice.”** If we are to treat our enemy with this kind of respect, how can we rejoice when our children who we love fail?

Confession time...*this is Confessions of a homeschooler....*So, my husband and I have agreed to let our children go to things before that we didn't feel like going to. We allowed it because we knew that our kids would disobey between now and then so we could take it away as a consequence! *I think in legal terms that's called “entrapment”*. And then when the inevitable happens, we smile at one another rejoicing that we didn't have to endure yet another birthday party at Chucked-Up-Cheese!

Delighting in our children's failures is not supporting them, encouraging them, or lifting them up! From now on, I'll do my best to set them up for success by guiding them, reminding them, and teaching them to be responsible. We can't expect that they always know the best choices to make even though it may seem obvious to us as adults. Remember they're kids, they are self serving, self seeking bundles of joy that need constant re-direction to stay on task!

11. Love rejoices in truth

- How often do I point out my child's faults?
- How often do I point out their success?

On an average day, how many positive and negative comments do we make in regards to our children? Most of us can easily answer that the majority of our comments are negative. “Do this, don't do that, what were you thinking?”

Remember to pray for wisdom regarding your children. Ask God to give you His love for your kids. To show you what their strengths are, so you can focus on those, and how you can use things like strong willed behavior for good!

Let your children know that God has given them all gifts, seek out what those gifts are and praise and encourage them in that!

12. Love always protects

Am I faithful to support my children and have their backs in all things?

Galatians 6:2 says “Carry each other’s burdens, and in this way you will fulfill the law of Christ.” Let’s be sure to help our children in whatever area they are lacking. Help them to be responsible, remind them to do the things that are required of them, show them how to be faithful. It is our job to train and disciple our children, they don’t come out of the box knowing how to act and what to do. *Bummer I know, our jobs would be so much easier if they did!*

13. Love always trusts

Do I trust my children or hold past deceptions against them?

Have a willingness to always pursue a trusting relationship with our children. **Lying can drive a spike into any relationship**, and knowing that our children have deceived us can be very hurtful. That’s why it’s important to be consistent in discipline. If you missed it head back to **Day 3** where we talked about discipline. If you have an agreed upon plan for discipline in your household you will be more successful in avoiding lying and deception between you and your children.

In our house we have a double consequence for lying. Remember when dealing with this that we have all lied, we’ve probably even lied to our children at some point. Be firm on this rule, but remember that love does not keep hold of bitterness!

Rom 5:5 Now hope does not disappoint, because the love of God has been poured out in our hearts by the Holy Spirit who was given to us.

14. Love always endures all things

Do our children know that we love them? Do they have a false expectation that our love is conditional depending on their behavior? I remember talking to my 4 year old one night because she said that I didn’t love her anymore. I said “don’t you know that Mom and Dad love you no matter what you do?” She sadly replied “no”. That broke my heart! From that point on, whenever she disobeys I am careful to let her know that I still love her no matter what bad choices she’s making. I also made sure that she knew that Jesus loves her no matter what as well. Our love for our children should be un-conditional. Our children can easily take our anger towards them as a sign of our lack of love for them.

Take some time today and make sure that your kids know that you love them no matter what they do, that you will never leave nor forsake them, just as our heavenly Father will never leave nor forsake us!

15. Love always perseveres

Go all in!

Col 3:21 Fathers [*mothers*], do not provoke your children, lest they become discouraged. As ministers of our family (Day 2) it is our God given calling to train up our children in the way

they should go (Prov 22:6). We can impart the same grace we have been given to our children, showing them that we are in this for the long haul.

We can stick with them through their trials and give them the security knowing that they aren't going through life on their own. If something isn't working in our homeschool we have the power and authority to change it. If something's causing us or our children frustration, throw it out! (*Well, sell it on ebay*) **But find something that does work!**

I spent the first couple years of our homeschooling with the attitude that we were "trying it out". I knew that if I failed we could just stick the kids in school and be done with it. I wasn't fully committed to our decision to homeschool or to my kids education. Once I decided to go all in, our school came alive, and I think God was up there breathing a sigh of relief that I've **finally accepted His calling!**



16. Love never fails

God gives us everything we need to disciple and train our children. God gave us our children knowing how foolish we are, but He also gave us the answers that will give us the ability to succeed in this journey! He wants us to pray for our needs, letting us know that whatever we pray for in His name he will give us! We may (and probably will) fail, but He never fails, and His love and guidance will carry us through on this journey.

Today's Challenge:

Spend some extra time in prayer today again asking God to help you in any area you are lacking when it comes to following 1 Corinthians 13 in your home and homeschooling.

All Scripture is given by inspiration of God, and *is* profitable for doctrine, for reproof, for correction, for instruction in righteousness, that the man of God may be complete, **thoroughly equipped for every good work.**" 2 Timothy 3:16-17

Stick around tomorrow for Day 7 of Homeschooling Enrichment where we'll talk about getting your kids in the Word.

Whew! Welcome to **Day 7** of our Homeschooling Enrichment series. So far we've been getting our own hearts right before the Lord. Today we're going to talk about getting our **kids in the Word** so that they can understand *why* we do what we do!



Do your kids see you reading your bible?

One of the things I try to do is have my own 'quiet' time with God. Considering we have 4 kids this is very difficult to do, and if it doesn't happen first thing in the morning, the next chance I'll have is late at night.

A friend once asked me why I don't do it in the middle of the day? I immediately replied "Because my kids would distract me!" And while this is entirely true, I think my perspective was all wrong. **It is important for my kids to see me spending time with God.** Otherwise all the babbling I've been doing thus far about how it's important to follow God's rules is just invalidated by my actions.



It is my heart to teach my kids that God comes first. I also want them to understand what it means to give Him our first fruits.

I want to make it a priority to start our school day spending time in prayer and His Word. How can I do this if I myself am not following my own example? *I think in legal terms that's called being a hypocrite.*

Now start each day with prayer followed by whatever bible study we are doing for the week. This doesn't need to be overly complicated and I encourage you to let the Holy Spirit work in your homeschooling. We do lessons from a Bible curriculum (*Right now we use [Nest Learning DVD's](#), and [Abeka Bible Series](#)*), sometimes we take a week to focus on some [character training](#), and sometimes it can be as simple as reading from the Word.

“So shall My word be that goes forth from My mouth; It shall not return to Me void, but it shall accomplish what I please, and it shall prosper in the thing for which I sent it.” Isaiah 55:11

I recently added the [Tommy Nelson Read and Share Bible](#) into my preschool workboxes. I find it so interesting how God's Word appeals to children. This is by FAR my daughter's favorite workbook of each day. She sits in my lap and we read through as many stories as we have time for. Without fail, the older kids and **even the [Teeny Tot](#)** start gathering around as I read. Slowly, one by one, they appear on one side or the other until **all 4 of my children are snuggled up around** me listening to the stories.

At first my schedule told me, “get those kids back to work!”, **but my heart (and I believe God's heart) said “let them stay.”** Now I do my best to avoid my fleshly desire to finish school at a specified time and instead allow my children to gather around for some quality time together as I share God's sweet Word.

Today's Challenge:

Take some time out during your homeschooling day for quite time with God. Have your older children do their own Bible time, while you read to the younger ones.

Also, start to pay attention to your time. There will almost always be 1 moment during the day when you have a small breather, even if it is only 5 minutes. Why not spend this time in the Word?

Here are some great bible teaching resources that you can use to enrich your child's heart and **fill them up to over flowing!**

- [Character Studies by Confessions](#)
- [Nest Family Bible and Hero Series DVD's](#)
 - [Hands On Bible](#)
- [Tommy Nelson Read and Share Bible](#)
- [Kay Arthur Bible Studies for Kids](#)
- [Adventure Bible for Young Readers](#)

And God is able to bless you abundantly, so that in all things at all times, **having all that you need**, you will abound in every good work. 2 *Corinthians* 9:8

Stick around tomorrow for Day 8 of Homeschooling Enrichment where we'll be talking about **Homeschool Curriculum!**

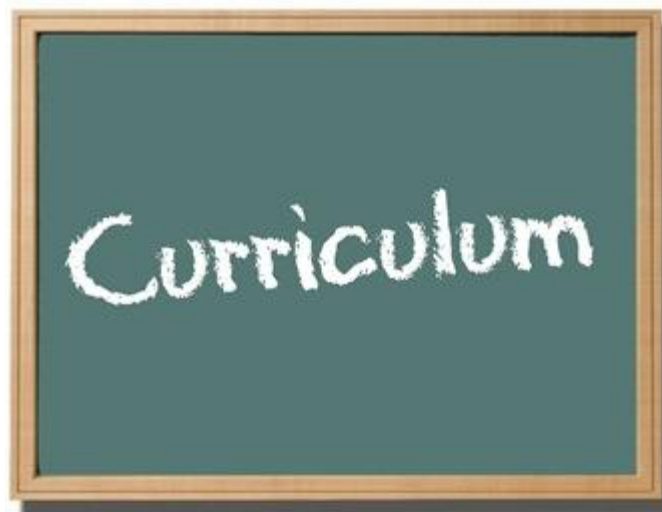
Welcome to **Day 8** of Homeschooling Enrichment! Now that we've gotten our minds and attitudes right before God, today we're going to discuss one of my favorite topics, **homeschool curriculum!**



Curriculum choices can be one of **the most overwhelming** things to a homeschooler, but there are some great choices out there to get you started and I'm going to share some of my thoughts on those today.

One thing I want to start off with, is to encourage you to **pray before even starting** to research curriculum. Ask God for guidance on what He has for your family this year. We've already learned that our children are not our own, but His.

"If any of you lacks wisdom, you should ask God, who gives generously to all without finding fault, and it will be given to you." *James 1:5*



Once I'd found a couple good curriculum choices, one thing I found extremely helpful was www.homeschoolreviews.com and my [COAH Community](#). Most curricula are listed there and

you can read reviews from others who have used it. I found it to be fairly easy to tell the people who were like-minded with me. I was then able to weigh the pros and cons before I spent our own money on something.

Here are some of my preferred curriculum choices to help you get started (*please note all content below is my personal opinion and may differ from others!*):

- **All About Spelling**: I absolutely LOVE AAS! I can't say enough about this program, I've seen dramatic increase in my children's ability to both spell and read since implementing it this year. While they encourage you to buy a separate set of tiles and cards for each child, I don't do that. I'm all about saving money and so I only buy 1 Level at a time and we share it. My daughter started on Level 2 and has since moved up to Level 3, my son is now using her Level 2 stuff. I have those workboxes separated out so I'm only teaching one at a time so it's easy to share supplies. We don't always use the tiles, some days we use a white board to write the words, or we use our Nintendo DS to write the words, then send it to mom as a picto-chat. Just a fun alternation to keep it more exciting! **Scheduled for you**: This program is very easy to use. Each day is scheduled out for you, it even includes what to say which is nice! *You can move at your own pace with this, the object is to teach to mastery before moving on.*
- **Math U See**: A solid math program with colorful blocks to aid in the visualization of math concepts. This is particularly helpful for kids who are having trouble grasping the concept of addition and subtraction. Using blocks they can literally "see" what is happening. In my opinion, MUS is weak in the area of money and time but I've found it easy to supplement in this area. I simply teach the basic concepts adding something simple like a handful of coins to a workbox for my kids to count, or a clock with times they have to make.
- **Abeka** – A more traditional curriculum with solid academics, but not too exciting, this curriculum is mostly worksheet based. **Scheduled for you**, ie: Monday do this, Tuesday do this... and so on. I typically use it for Kindergarten and first grade. The phonics and reading are great and the history and science reading is easy and age appropriate. This area is mostly reading with a few experiments, but again, not that exciting.
- **Sonlight**: Classical based curriculum which is basically learning through reading. **Scheduling**: I believe they give you a daily schedule, and you can pick from a 4 or 5 day week to choose from. I have not used Sonlight personally, but I do know other's who have and love it. If you love to read, this may be for you! (*Note: They are more expensive due to quantity of books you must purchase*)
- **Tapestry Of Grace**: TOS is a unit study history curriculum. It **looks** really fun, but doesn't include math, spelling, language/grammar, or science. That is a lot of supplementing if you consider the price. ***I would not necessarily recommend this to a beginning homeschooler.*** I've considered this carefully, and honestly the Teacher Manual can be overwhelming, (*especially for a newbie*). *According to friends who have used this program it is fairly labor intensive on your part to get everything organized planned out.* **Scheduling**: They give you a list of what to accomplish in a week and you organize how and what you want to do, plan on spending a few hours each week planning out your schedule.
- **Christian Homeschool Curriculum**: This site offers a list of several different Christian based homeschool curriculum choices.



What homeschooling laws do I need to know?

(Disclaimer: Please note, I am not a lawyer, the below information is just to help you locate information regarding your state's laws.)

- **Homeschool Legal Info:** For legal information visit HSLDA to find out about homeschooling requirements in your state. Each state is different, some even give tax breaks, so make sure to check out this information!
- **Local Support:** Visit Homeschool.com and search for a local homeschooling group in your area, along with tons of other homeschooling info! Local groups are all over the place! I find our group very helpful as well as encouraging on days when things aren't going quite as planned! They also provide opportunities for co-op's and other fun activities for your children such as geography & science fairs, spelling bees, presentation days, holiday parties and more!
- **Local Umbrella School:** Most states have umbrella schools that you can join. they enable you to teach at home, while storing your test and attendance records on file for you.



The last thing I wanted to share with you is a bit on making learning fun! One of the many benefits to homeschooling, is that **we aren't chained to our desks** all day doing boring worksheets. We have the flexibility to make our days fun as well, by adding in extra things such as field trips, crafts, hands on activities & nature walks!

Here are some fun learning tools that you can easily ad into your school day!

- [Field Trips](#)
- [Fun boxes](#)
- [Teaching Tools](#)
- [Lapbooks](#)
- [iPhone educational apps](#)
- **Wii Sports Time**

Today's Challenge:

Be spontaneous today! Put something totally unexpected in your workboxes (*or workload*) for the day! Some ideas: fun snack, \$1 craft from Michael's, "Free-Play-Time" card, online learning time, Wii time or game time.

Some Extra Online fun:

There are literally tons of homeschooling blogs out there! Chances are if you've found mine, you already know this. Search for what you're looking for, someone out there will have ideas and suggestions to get you started! See my sidebar for all my favorite blogs and websites!

- www.starfall.com
- www.spellingcity.com
- [Nest Family Learning](#)
- www.raz-kids.com (a reading program)
- www.powerspeak.com (We use this for Spanish, its really fun!)
- www.scholastic.com (They have fun educational games for your kids to play). Actually, just look on my left sidebar scroll down a bit and I list all my favorite websites and blogs!
- [Literacy Center](#): early learning
- [Typing Web](#) (A fun online typing program)

Stick around tomorrow for Day 9 of Homeschooling Enrichment where we'll be discussing how to organize all of your yummy curriculum!

Welcome to **Day 9** of Homeschooling Enrichment! Now that we've discussed curriculum, today we're going to talk about how to **organize our homeschool room** and all that fun curriculum you ordered! My hope is to give you some tangible things you can do to help facilitate a smoother less frustrating schooling day!



Listen ladies (*and gentlemen*)...homeschooling isn't for sissies or the faint hearted! This calling placed upon our lives is a blessed and difficult task. One that we will fail at miserably, if we strive to complete it in our own flesh.

So what are our options? Well, if you haven't started at **Day 1**, turn right back around and head back that way! If you've been with me the last 8 days then you should be spitting out your coffee yelling "**Jesus! Jesus has the answers!**"

The prospect of starting to homeschool, *or even continuing on through tomorrow*, can be {ahem} **slightly overwhelming**. The good news is that we don't have to do it on our own! God has provided us with everything we need to complete every good work!

And God is able to bless you abundantly, so that in all things at all times, **having all that you need**, you will abound in every good work. *2 Corinthians 9:8*

*It's confession time again...*at the start of last year, I was intimidated by the sheer thought of teaching a 2nd grader, 1st grader and preschooler all at once, while at the same time keeping the [Teeny Tot](#) from coloring all over herself with markers.

I really wasn't sure how to handle **4 children all needing me simultaneously**, while flipping through teacher's manuals, and listening to everyone ask me "what's next?". Even worse, I wouldn't know what was next! The idea of organizing our day was just almost more than I could handle.



Enter [Workboxes](#)!

As I'm sure most of you know by now, I'm a HUGE workbox fan! Honestly I'm just not sure how I would actually homeschool without them at this point. You can [click here to see how I structure my workboxes in detail](#) but the principle is simple:

One subject/task per box.

| Child's Name - 2nd Grade - week 1: 8/14 - 8/18 | | | | | |
|--|--|--|--|--|---|
| Monday | Tuesday | Wednesday | Thursday | Friday | Subjects to cover |
| G Bible Time: R O Calendar day/mos U alphabet song P Weekly Poem T I Science/History Reading M Time E | G Bible Time: R O Calendar day/mos U alphabet song P Weekly Poem T I Science/History Reading M Time E | G Bible Time: R O Calendar day/mos U alphabet song P Weekly Poem T I Science/History Reading M Time E | G Bible Time: R O Calendar day/mos U alphabet song P Weekly Poem T I Science/History Reading M Time E | G Bible Time: R O Calendar day/mos U alphabet song P Weekly Poem T I Science/History Reading M Time E | Math Reading Language Spelling Writing Art Co-op PE Bible Spanish History Science Music Dance Cooking |
| 1 Math Lesson 1 | 1 Math Lesson 2 | 1 Math Lesson 3 | 1 Math Lesson 4 | 1 Math Test | |
| 2 Spelling Lesson 1 | 2 Spelling Lesson 2 | 2 Spelling Lesson 3 | 2 Spelling Lesson 4 | 2 Spelling Test | |
| 3 Reading | 3 Reading | 3 Reading | 3 Reading | 3 Reading | |
| 4 Language | 4 Language | 4 Language | 4 Language | 4 Language | |
| 5 English | 5 English | 5 English | 5 English | 5 English | |
| 6 Spanish | 6 Spanish | 6 Spanish | 6 Spanish | 6 Spanish | |
| 7 Typing | 7 PE Activities | 7 Typing | 7 PE Activities | 7 Typing | |
| 8 Level 2 Reader | 8 Level 2 Reader | 8 Level 2 Reader | 8 Level 2 Reader | 8 Level 2 Reader | |
| 9 Handwriting | 9 Handwriting | 9 Art | 9 Handwriting | 9 Handwriting | |
| 10 Fun Box | 10 Fun Box | 10 Fun Box | 10 Fun Box | 10 Fun Box | |
| 11 Reading Time | 11 Reading Time | 11 Reading Time | 11 Reading Time | 11 Reading Time | |

Above is a generic sample of how I structure our day for my 2nd grader. You can [download a copy of this for yourself](#). I add a new sheet to my excel workbook for each week.

One thing that I HIGHLY encourage you to do is **prepare**. This is our child's education we're talking about and it deserves our full focus. I started out my homeschooling venture flying by the seat of my pants. I had a curriculum, but I didn't really bother to open it until day 1 when I turned to Lesson 1 and said "Let's see what we're doing today."

Now, I did make it through those first couple years without much preparation, but my days were chaotic and I was definitely stressed out. In an attempt not to repeat past failures, I decided to take the following summer and prepare my year in advance.

I spent the summer deciding what was going to go in our workboxes. I assigned what lesson would go in what box, and what crafts we would do. *I even shopped for our crafts in advance so I wouldn't have any excuse not to do the "fun stuff"! I know that sounds crazy, but I spent way less overall, and we've actually done all our crafts!*

If it's the middle of the year for you and you're feeling stressed out and frazzled, consider taking 1 week off to get yourself organized. I guarantee it will make the rest of the year much more enjoyable and, really what's one week in the grand scheme of things?

This was by far the best year we've had.

Preparation can take the stress out of homeschooling for you. Let's go back to Day 1 when we talked about creating a vision for our homeschool. Imagine running a race without knowing where the finish line is. If things are laid out, you're familiar with what you're doing. You know where your finish line is which makes it easier to stay on task. You know when it's okay to take a day off here or there, and when it's not. You won't be taken by surprise by being unprepared for a craft or project, and you'll actually have more time to include fun stuff into your day. And you can finally relax and enjoy the year!

This does take time on your part. I sit down with each of my teacher's manuals and flip through each lesson writing down what needs to go in that box for each day. For some subjects it's simple, like math. They do lesson 1, lesson 2, lesson 3 and so on. Sometimes there are extra manipulatives to add in the boxes, but mostly we just move on to the next lesson.



Once the core boxes are complete, I add in anything fun that I can to compliment whatever we're studying at the time. Sometimes I'll even surprise my kids with a snack box!

One thing I want to mention here is that the **workboxes do NOT replace your teaching** your children. Barring any disastrous predicaments the Teeny Tot has gotten herself into, I am in the room "teaching" my kids during the entire school day. I do my best to avoid phone calls and checking my emails. *That is why if you email, you may not hear from me until the afternoon! Not because I don't care, but because I actually DO homeschool!*

I also alternate my kids boxes so that I can have a teaching time with one while the other is doing something independent such as handwriting. Sometimes this means having an older kiddo play with the Teeny Tot or help my preschooler while I'm teaching another one.

All these things have come around as we've tweaked, changed, re-focused and re-organized our vision on homeschooling. I hope this helps you to get some grasp on getting organized!

***Note:** If you have older kids you can modify the workboxes to a canvas tote or file folder system instead, but the principle will still be the same.*

The next thing I did was purchase some cheap shelving from Target. (*No Ikea here yet, sigh...*) I put similar items in each cubby hole, so for example the top right spot is our math manipulatives, the next one is our books, the top left are all of our dry erase gooks and cards, and so on. If you **have a spot for all of your fun things**, then the chances of them getting put away are much better! *And so are the chances of finding them again when you need them!*

"A place for everything, everything in it's place!"

~ Benjamin Franklin



Today's Challenge:

Take some time to organize your kids school work, and your school room, so that it's meets the functional needs of your family!

Here are some more home organization posts that may help:

- [Getting Started](#)
- [Our Daily Schedule](#)
- [Our School Room Setup](#)
- [My Workboxes](#)

If you are into [workboxes](#), here are some goodies for you, downloads include:

- Workbox Planning Worksheet
- My Schedule Strip, Subject Cards and Number Cards
- Blank Workbox Numbers (with space for you to add your own images)
- I Spy Game Card
- Spanish Card
- JumpStart Card
- Workbox Rolling Carts (The workbox carts can be found at JoAnn's Fabric and Sam's club, they are called 10-Drawer Rolling Carts.)

Stick around tomorrow for our last day of Homeschooling Enrichment where we'll be talking about schedules, structure & making learning fun!

Welcome to **Day 10, our last day** of Homeschooling Enrichment! Now that we've gotten all the heavy stuff out of the way, I wanted to spend our last day of the series talking about how to create a working **schedule**, and give some **structure to your day!** My hope is to give you some tangible things you can do to help facilitate a smoother less frustrating schooling day!



Before we start in on the meat of our daily schedule planning, I want to take a short moment to talk about **our time as moms**. Our children are typically in our homes for approximately 18 years. After that they leave our nest and venture off into their own lives. For most of us that leaves a good **20+ years of no kids in our homes**. When I think about it this way, suddenly my time with my children becomes much more precious to me.

Let's think back to day 2 where we talked about **homeschooling as a ministry**. Now take a minute to pray for an open heart. Next, I want you to sit down and make a list of all of your commitments and hobbies that you have as a homeschooling mom. List things like homeschooling, serving at church, leading a bible study, volunteering at girl/boy scouts, scrapbooking, and the like. **List any commitments you have made that take your time away from your family.**

Next, note if the commitment is outside or inside the home, and then a brief explanation stating if this commitment benefits, or takes away from your family. Finally, give the commitment a priority (1 for less priority, 5 for highest priority).

Hopefully all of you have homeschooling as a number 5!

[illegible]

When your list is complete, sit down with your spouse (if possible), and go over your commitments. **See if there are any items on there that can be removed.** Pray over the list together, and let God lead you. He' will make it clear where you are to be spending your time. One thing I constantly struggle with is balance. I am a “yes” person, and I tend to volunteer for everything! But I’m going to share some wisdom imparted to me from a mentor of mine:

God has laid plans for you, we need to be in constant prayer, making sure that we've been really seeking His direction in our commitments. We have to be open to the fact that even though it may be something we WANT to do, God may not have that thing for us at this time. And by us saying "no" to something, He can open up the door for someone else to say "yes".

Please don't misunderstand, I still do things with friends and serve at our church. But after learning my lesson the hard way, **and I did learn it the HARD way**...God made it very clear to me that my first ministry was at home. I am now much more careful to what I say "yes" to. If it's something that will take me away from our home then my husband and I discuss it, and decide if it is worth it to our family before I agree.

Copyright 2011 © www.confessionsofahomeschooler.com



My kids **thrive on schedule and structure**, and if you can't tell by now, I do as well. This type of personality is a blessing, but also has its pitfalls as well. The main thing I want to share with everyone, is to be open to the leading of the Holy Spirit in your day. We can trust God to lead us in **everything** and that includes our homeschooling day as well.

- **Will I get my laundry done?**
- **Will my house get cleaned?**
- **Are we going to get through school today?**
- **Ack, it's 4pm what are we having for dinner?**

Have you asked yourself any of the above questions before? I've found that having a schedule, even if I don't stick to it, provides me and my children with a much needed sense of structure.

Having our days planned out for us helps to alleviate some of the anxiety surrounding a homeschooling home. I've asked myself all of the questions listed above and only through planning can they be answered. Is it critical to get the laundry done? Maybe, maybe not, but at least if you have a plan you know that the never ending loads will actually get done at some point.

A side note on laundry, if you missed day 4 on my Chore Chart, please go back, you will find solace there!

Another thing that always stresses me out is meal time. I actually like to cook, but I'm just not that creative in this area, so having some sort of plan that guides me is a huge blessing. I've been sharing my [Monthly Meal Plans](#) with you over the last few months. I don't always follow them exactly, and that's totally cool because I have a plan if I deviate its on purpose. *(Although my kids like the meal plan too and often complain when I don't follow it!)*

| Meal Plan January 2011 | | | | | | | Key: Breakfast, Lunch, Snack, Dinner | | | | | | |
|---|---|--|---|---|---|--|--------------------------------------|--|--|--|--|--|--|
| Sun | Mon | Tue | Wed | Thu | Fri | Sat | | | | | | | |
| 26 Lettuce Bread Salad | 27 MakMuffins & Fruit Chicken/Turkey/Fruit Chicken, Cheese, chutney Coleslaw Pork Tenderloin, Parsley Potatoes, Salad | 28 Smoothies/pancakes Chicken Salad/Fruit Frozen Yogurt Layered Tortilla Pie or Mexican Casserole Beef/Turkey | 29 Smoothies/French Toast/Sausage Pork Chops, veggie sauce Apples & Peanut Butter Beef Stroganoff Broccoli | 30 Yogurt/Fruit/Granola Hot Dog/Fruit/Chips Homemade Gnocchi/Sauce Spiced Ham Roasting Potatoes Salad or Broccoli | 31 Smoothies/Egg, ham, cheese scramble PB&J, Fruit Veggies & Ranch Dip Mongolian Beef Rice | 1 BBQ Chicken Corn Salad | | | | | | | |
| 2 Smoothies/Meatballs Salad Bread | 3 Smoothies/Eggs/Toast Grilled Cheese/Tomato Soup/Fruit Pasta Roasted Chicken, Peas, Potato Casserole | 4 Smoothies/pancakes Chicken Salad/Fruit Grilled Chicken, Cheese, & Cucumber Sandwich Hot Potatoes Beef Burrito Rice | 5 Smoothies/French Toast Mac-n-Cheese, veggie sauce Puffed Baked yogurt fruit, granola Homemade Pizza Salad | 6 Cottage Cheese & Fruit Rotisserie Sandwich Pasta, fruit Spinach Dip / Tom Shredded Beef/potatoes/Peas or Sauce BBQ Ribs, Corn Mashed Potatoes | 7 Egg, ham, cheese scramble PB & Honey w/strawberry sandwich/Fruit/Potatoes Beef/chicken, meat, broccoli Pork Roast, Sweet Potato Casserole, Green Beans | 8 Sweet Potato Potatoes/Kidney Sausage Roasting Potatoes Broccoli | | | | | | | |
| 9 Smoothies/Meatballs Bread Salad | 10 MakMuffins/Fruit Grilled Ham & Cheese, Fruit Grilled Apples with Peanut Butter Grilled Pork Chops Roasted Cauliflower Salad | 11 Smoothies/pancakes Mini Pizzas (French bread) grilled Asparagus, cheese, potatoes Fruit Salad Taco Salad or Tacos, guacamole, sour cream, tomatoes, lettuce | 12 Smoothies/French Toast/Sausage Subway Type Sandwiches Chips/Potatoes Chicken cutlets w/pepperoni sauce/pasta Chicken Lettuce Wrap, Fruit, Rice | 13 Yogurt/Fruit/Granola Ham & Cream Cheese Tortilla Pineapple/Soup/Peas or Sauce Veggies & Ranch Dip Meatballs, Salad or veggie Mashed Potatoes | 14 Smoothies/Egg, ham, cheese scramble Egg Salad Sandwich Pasta/Potatoes Omelet, Apples, Caramel & Walnut Salad French Dip Sandwich Chips, Salad | 15 Chicken, Str. Fry Rice | | | | | | | |
| 16 Cavendish w/Meal Sauces & Nite cheese cumbles Salad Bread | 17 Smoothies/Eggs/Toast Tuna Salad Sandwich, Fruit Cheese Stick Chicken & Crab Salad/Dip Pul Ruel & Veggies | 18 Smoothies/pancakes Chicken/Turkey/Chutney/Fruit (Think Lunchables) Chen-Mix Beef/Chicken/Fruit Sauce/Potatoes | 19 Smoothies/French Toast Mac-n-Cheese, veggie sauce Fresh Fruit Salad/nuts Sweet-n-Sour Pork Chops, Parsley Potatoes, Peas | 20 Cottage Cheese & Fruit Salmon & Potatoes Sandwich/Fruit/Potatoes PB, Honey & Banana Tortilla Pineapple Taco/Bean Soup Rice | 21 Smoothies/Egg, ham, cheese scramble Grilled Turkey, asparagus, feta, sour cream, tomatoes, Parsley, Potatoes, Chips Veggies & Ranch Dip Casserole | 22 Hamburgers Tater Tots | | | | | | | |
| 23 Apples Salad Bread Sticks | 24 Egg/Sausage/Cheese Burrito & Fruit Turkey & Avocado Tortilla Wraps & Fruit Pasta Beef, Mashed Potatoes, Corn or Peas | 25 Smoothies/pancakes Sandwich/Pasta Salad/Fruit Puffed Baked yogurt, fruit, granola Enchiladas Rice/Beans | 26 Smoothies/French Toast/Sausage Pork Chops, veggie sauce Beef/chicken, meat, broccoli Chicken Parmesan, pasta, sauce | 27 Yogurt/Fruit/Granola Quinoa/Chips/Sauce Frozen Yogurt Beef Chili Casserole | 28 Smoothies/Egg, ham, cheese scramble PB&J, Fruit Hot Mix BBQ Pork Sandwiches Pork n-beans, Corn | 29 Hot Taco Soup | | | | | | | |

Click here to see my [Monthly Meal Plans](#)

I also shop off my menu. On the weekend I go to the grocery store and get only what's on our schedule for meals for the week. This has helped reduce my grocery bill as well as ensure I have needed items to make the meals. **No more standing in front of the refrigerator at 5pm wishing I had a little genie to pop out and make us dinner!**

That's great you say, but what about everything else, vacuuming, laundry, toilets, mopping...you know, all the daily chores that need to get done? Most of those get done during chore time, the kids and I all do something from our Chore Chart after school is done each day.

[Click here to see what a typical day is like at our house](#)

Today's Challenge:

Get a general schedule outlined for your homeschooling days, one that's realistic for your family to follow! And if you have time left over, set up a meal plan!

| Our Family Schedule | | | | | |
|---------------------|--------------------------|--------------------------|--------------------------|--------------------------|--------------------------|
| Time | Monday | Tuesday | Wednesday | Thursday | Friday |
| 7:00 am | | | | | |
| 8:00 am | Breakfast | Breakfast | Breakfast | Breakfast | Breakfast |
| 9:00 am | School Time | School Time | School Time | School Time | School Time |
| 10:00 am | ↓ | ↓ | ↓ | ↓ | ↓ |
| 11:00 am | ↓ | ↓ | ↓ | ↓ | ↓ |
| 12:00 noon | Lunch & Free Time | Lunch & Free Time | Lunch & Free Time | Lunch & Free Time | Lunch & Free Time |
| 1:00 pm | | | | | |
| 2:00 pm | Geography/ Craft Time | Geography/ Craft Time | Geography/ Craft Time | Geography/ Craft Time | Geography/ Craft Time |
| 3:00 pm | Chore Time | Chore Time | Chore Time | Chore Time | Chore Time |
| 4:00 pm | Free Time | Free Time | Free Time | Free Time | Free Time |
| 5:00 pm | Prep Dinner | Prep Dinner | Prep Dinner | Prep Dinner | Prep Dinner |
| 6:00 pm | Dinner | Dinner | Dinner | Dinner | Dinner |
| 7:00 pm | Bed Time | Bed Time | Bed Time | Bed Time | Bed Time |
| 8:00 pm | | | | | |
| 9:00 pm | | | | | |

Click below to download my schedule printable:

[Our Daily Schedules](#)

You can be as rigid or flexible as you need to be here, but at least you'll have a general plan to shoot for. Part of that means no phone calls (*except from your husband*), and definitely **NO email checking** during school hours.

The other part includes learning to be **flexible**. If there's an amazing display on Egypt at your local museum, take the day off and go! Chores and meals and everything else will get done later. One major advantage to homeschooling, is that we have the flexibility to venture away from our "plan" and **actually enjoy life with our children**. *And hey, we can always make up school on Saturday ;o) The kids will love that!*

Thank you for sticking around for 10 days of Homeschooling Enrichment! I hope that you've found it encouraging and helpful to your homeschool environment and the enrichment of your child's heart!

If you missed any of this series, [click here to read the entire 10 days!](#)

Confessions of a Homeschooler



Appendix

Our Vision for Homeschooling:

Why we educate our children at home:

1. God gives instructions to parents to teach their children

- a. *Deut 6:5-9* Love the LORD your God with all your heart and with all your soul and with all your strength. These commandments that I give you today are to be on your hearts. Impress them on your children. Talk about them when you sit at home and when you walk along the road, when you lie down and when you get up. Tie them as symbols on your hands and bind them on your foreheads. Write them on the doorframes of your houses and on your gates.

2. God wants what is godly and right to be taught

- a. "The fear of the Lord is the beginning of knowledge." *Proverbs 1:7*
- b. "In whom [Jesus Christ] are hidden all the treasures of wisdom and knowledge." *Col.2:3*
- c. "But his delight is in the law of the Lord, and on his law he meditates day and night." *Ps. 1:2*
- d. "Set your mind on things above, not on earthly things." *Col 3:2*
- e. "Do not be conformed any longer to the pattern of this world..." *Romans 12:2*

3. What are the advantages to homeschooling?

- a. Spiritual:

- b. Character:

- c. Academic:

- d. Social:

- e. Family:

4. What are the disadvantages and how can we resolve those issues?

a. Spiritual:

b. Character:

c. Academic:

d. Social:

e. Family:

5. What do I want my child to be like; what is the goal of our parenting when they leave this home?

a. Luke 2:52 says, "And Jesus grew in wisdom and in stature, and in favor with God and men." When your child has grown to maturity, what do you desire to see as fruit in their lives?

b. Mentally (in wisdom):

c. Physically (in stature):

d. Spiritually (in favor with God):

e. Socially (in favor with men):

[illegible]

Household Rules Chart

| Rules | Discipline | Motivator | Scripture |
|--|------------|-----------|---|
| Respect Dad & Mom <ul style="list-style-type: none"> Way you talk Obey right away, all the way Attitude | | | Exodus 20:12 "Honor your father and your mother, so that you may live long in the land the LORD your God is giving you" Col 3:20 "Children obey your parents in the Lord for this is right" |
| Clean Up After Yourself <ul style="list-style-type: none"> If you make a mess, clean it up. | | | 1 Corinthians 4:2 Moreover it is required in stewards that one be found faithful. |
| Food Rules <ul style="list-style-type: none"> FOOD at kitchen table ONLY | | | Col 3:20 "Children obey your parents in the Lord for this is right" |
| Attitude: <ul style="list-style-type: none"> Arguing or Complaining with siblings | | | Phil 2:14-15 14 "Do everything without complaining or arguing, so that you may become blameless and pure, children of God without fault in a crooked and depraved generation, in which you shine like stars in the universe" 1 Thess 5:18 "give thanks in all circumstances, for this is God's will for you in Christ Jesus" |
| Bed Time Rules <ul style="list-style-type: none"> Complain about who puts you to bed Get out of bed | | | Prov 17:22 "A cheerful heart is good medicine but a crushed spirit dries up the bones" |
| Restaurant/Dinner Rules <ul style="list-style-type: none"> Use Manners Be respectful of others Inside voices Ask to be excused | | | Prov 15:1 "A gentle answer turns away wrath, but a harsh word stirs up anger" Eph 4:29 "Do not let any unwholesome talk come out of your mouths, but only what is helpful for building others up according to their needs, that it may benefit those who listen" |
| School Rules: <ul style="list-style-type: none"> No Chair Tipping Good Attitude Ask to be excused | | | Romans 12:21 "Do not be overcome by evil, but overcome evil with good." Eph 4:2-3 "Be completely humble and gentle; be patient, bearing with one another in love. Make every effort to keep the unity of the Spirit through the bond of peace" |

Specific Offense Discipline Chart

| | | | |
|-----------------------|--|--|--|
| Hitting/Being Mean | | | <p>Eph 4:32 "Be kind and compassionate to one another, forgiving each other, just as in Christ God forgave you"</p> <p>Prov 11:17 "A kind man benefits himself, but a cruel man brings trouble on himself"</p> |
| Lying | | | <p>Ps 34:13 "Keep your tongue from evil and your lips from speaking lies"</p> <p>Prov 12:22 "The LORD detests lying lips, but he delights in men who are truthful"</p> |
| Unkind Words/Language | | | <p>Prov 15:1 "A gentle answer turns away wrath, but a harsh word stirs up anger"</p> <p>Eph 4:29 "Do not let any unwholesome talk come out of your mouths, but only what is helpful for building others up according to their needs, that it may benefit those who listen"</p> |
| Sibling Conflict | | | <p>Matt 5:9 "Blessed are the peacemakers, for they will be called sons of God"</p> <p>Romans 12:21 "Do not be overcome by evil, but overcome evil with good."</p> <p>Eph 4:2-3 "Be completely humble and gentle; be patient, bearing with one another in love. Make every effort to keep the unity of the Spirit through the bond of peace"</p> |

Our Family Schedule

| Time | Monday | Tuesday | Wednesday | Thursday | Friday |
|------------|--------|---------|-----------|----------|--------|
| 7:00 am | | | | | |
| 8:00 am | | | | | |
| 9:00 am | | | | | |
| 10:00 am | | | | | |
| 11:00 am | | | | | |
| 12:00 noon | | | | | |
| 1:00 pm | | | | | |
| 2:00 pm | | | | | |
| 3:00 pm | | | | | |
| 4:00 pm | | | | | |
| 5:00 pm | | | | | |
| 6:00 pm | | | | | |
| 7:00 pm | | | | | |
| 8:00 pm | | | | | |
| 9:00 pm | | | | | |

Our Commitment Worksheet

| Commitment | Inside Home | Outside Home | Does this Benefit our Family? | Does this take away from our family? | Priority (1-5) |
|------------|----------------|-----------------|-------------------------------|---|-------------------|
| | | | | | |
| | | | | | |
| | | | | | |
| | | | | | |
| | | | | | |
| | | | | | |
| | | | | | |
| | | | | | |
| | | | | | |
| | | | | | |