

First Grade Sight Word Sentences

By Erica @ Confessions of a Homeschooler

Erica Made Designs, LLC Terms of Use

All downloads on www.confessionsofahomeschooler.com and its contents are copyright of Erica Made Designs, LLC © 2012. All rights reserved.

Personal Use Only:

My downloads are provided to you for your own personal use. Accordingly, you agree that you will not copy, reproduce, alter, modify, create derivative works, or publicly display any content from my downloads, except for your own personal, non-commercial use. You may post pictures of your family using my downloads on your personal blog provided that Confessions of a Homeschooler is properly attributed in the post.

No Redistribution. You may not reproduce, repackage, or redistribute the contents of COAH downloads, in whole or in part, for any reason.

No Commercial Use. My downloads may not be used for commercial purposes. For example, you may not do any of the following: use the downloads to sell a product or service; use the download to increase traffic to your Web site for commercial reasons, such as advertising sales.

Any use of the downloads that infringes upon the intellectual property rights of Confessions of a Homeschooler or that is for commercial purposes will be investigated, and the owner shall have the right to take appropriate civil and criminal legal action.

Modifications of Terms.

I shall have the right to modify the terms of this Agreement at any time, which modification shall be effective immediately and shall replace all prior Agreements.

You are more than welcome to:

- Save the files on your computer and print off copies for yourself {or classroom} whenever you would like.
- Link directly to [my site {or blog}](#) , www.confessionsofahomeschooler.com, to share my files with others.
- Write blog posts showing images of your students using my files as long as proper credit to Confessions of a Homeschooler is given.

YOU MAY NOT:

- Host any of my files on your own or other sites.
- **Alter** or **sell** any of my files.
- Sell files to make a profit: All files are for personal use only. You may NOT use my items for sale or profit. ~ i.e. print them off, laminate them and sell them to others.
- Transmit or store any resources on any other website or other form of electronic retrieval system.
- All downloads are copyright protected. Not to be distributed, transferred, or shared in any form.

Clipart: Clipart used by permission from www.clipart.com

If you have any questions please feel free to email me directly at erica@confessionsofahomeschooler.com. I will do my best to respond promptly.

Name: _____

after

Let's eat cake
after dinner.



Trace the word and read the word out loud.

after after after

Write the word and read the word out loud.

Cut out the letters at the bottom of the page and paste them in the right squares to complete the sentence:

Let's eat cake


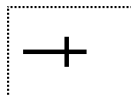
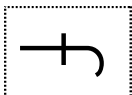
--	--	--	--	--

 dinner.

Write your sight word on the blank lines to complete the sentence:


Let's eat cake _____ dinner.

Write a sentence using your new sight word and read it out loud.



Name: _____

again



Can we play
again?

Trace the word and read the word out loud.

again again again

Write the word and read the word out loud.

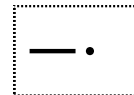
Cut out the letters at the bottom of the page and paste them in the right squares to complete the sentence:

Can we play ?

Write your sight word on the blank lines to complete the sentence:

Can we play _____ ?

Write a sentence using your new sight word and read it out loud.



Name: _____

an



Trace the word and read the word out loud.

an an an an an

Write the word and read the word out loud.

Cut out the letters at the bottom of the page and paste them in the right squares to complete the sentence:

Can I have apple?

Write your sight word on the blank lines to complete the sentence:

Can I have ___ ___ apple?


Write a sentence using your new sight word and read it out loud.



Name: _____

Do you see any fish?

any



Trace the word and read the word out loud.

any any any any

Write the word and read the word out loud.

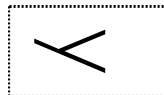
Cut out the letters at the bottom of the page and paste them in the right squares to complete the sentence:

Do you see fish?

Write your sight word on the blank lines to complete the sentence:

Do you see ___ ___ ___ fish?

Write a sentence using your new sight word and read it out loud.



Name: _____

as

The sky is as blue as the sea!



Trace the word and read the word out loud.

as as as as as

Write the word and read the word out loud.

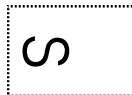
Cut out the letters at the bottom of the page and paste them in the right squares to complete the sentence:

The sky is as blue the sea.

Write your sight word on the blank lines to complete the sentence:

The sky is as blue ___ ___ the sea.

Write a sentence using your new sight word and read it out loud.



Name: _____

ask

Did you ask if I can fly?



Trace the word and read the word out loud.

ask ask ask ask

Write the word and read the word out loud.

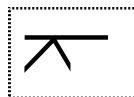
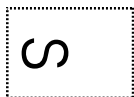
Cut out the letters at the bottom of the page and paste them in the right squares to complete the sentence:

Did you if I can fly?

Write your sight word on the blank lines to complete the sentence:

Did you ___ ___ ___ if I can fly?


Write a sentence using your new sight word and read it out loud.



Name: _____

by

Did you see a fly come by?



Trace the word and read the word out loud.

by by by by by

Write the word and read the word out loud.

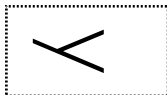
Cut out the letters at the bottom of the page and paste them in the right squares to complete the sentence:

Did you see a fly come ?

Write your sight word on the blank lines to complete the sentence:

Did you see a fly come ___ ___ ?

Write a sentence using your new sight word and read it out loud.



Name: _____

could

Could you come
down?




Trace the word and read the word out loud.

could could could

Write the word and read the word out loud.

Cut out the letters at the bottom of the page and paste them in the right squares to complete the sentence:

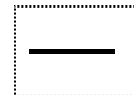


you come down?

Write your sight word on the blank lines to complete the sentence:

_____ you come down?

Write a sentence using your new sight word and read it out loud.



Name: _____

I love to play every day.

every



Trace the word and read the word out loud.

every every every

Write the word and read the word out loud.

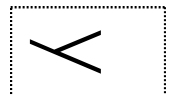
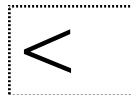
Cut out the letters at the bottom of the page and paste them in the right squares to complete the sentence:

I love to play day.

Write your sight word on the blank lines to complete the sentence:

I love to play _____ day.

Write a sentence using your new sight word and read it out loud.



Name: _____

fly

Did you see that dog fly?



Trace the word and read the word out loud.

fly fly fly fly fly

Write the word and read the word out loud.

Cut out the letters at the bottom of the page and paste them in the right squares to complete the sentence:

Did you see that dog

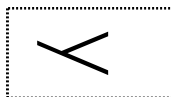

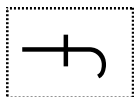
--	--	--

 ?

Write your sight word on the blank lines to complete the sentence:


Did you see that dog ___ ___ ___ ?

Write a sentence using your new sight word and read it out loud.



Name: _____

from



Is that croc from here?

Trace the word and read the word out loud.

from from from

Write the word and read the word out loud.

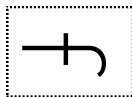
Cut out the letters at the bottom of the page and paste them in the right squares to complete the sentence:

Is that croc here?

Write your sight word on the blank lines to complete the sentence:

Is that croc _____ here?

Write a sentence using your new sight word and read it out loud.



Name: _____

give



Can you give me a push?

Trace the word and read the word out loud.

give give give give

Write the word and read the word out loud.

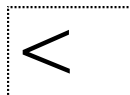
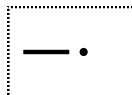
Cut out the letters at the bottom of the page and paste them in the right squares to complete the sentence:

Can you me a push?

Write your sight word on the blank lines to complete the sentence:

Can you _____ me a push?

Write a sentence using your new sight word and read it out loud.



Name: _____

going



Are we going to paint?

Trace the word and read the word out loud.

going going going

Write the word and read the word out loud.

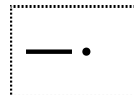
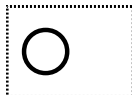
Cut out the letters at the bottom of the page and paste them in the right squares to complete the sentence:

Are we to paint?

Write your sight word on the blank lines to complete the sentence:

Are we _____ to paint?


Write a sentence using your new sight word and read it out loud.



Name: _____

Mary had a little lamb.

had



Trace the word and read the word out loud.

had had had had

Write the word and read the word out loud.

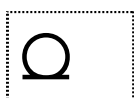
Cut out the letters at the bottom of the page and paste them in the right squares to complete the sentence:

Mary a little lamb.

Write your sight word on the blank lines to complete the sentence:


Mary _____ a little lamb.

Write a sentence using your new sight word and read it out loud.



Name: _____

has



That dog has a big bone!

Trace the word and read the word out loud.

has has has has

Write the word and read the word out loud.

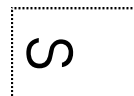
Cut out the letters at the bottom of the page and paste them in the right squares to complete the sentence:

That dog a big bone!

Write your sight word on the blank lines to complete the sentence:

That dog _____ a big bone!

Write a sentence using your new sight word and read it out loud.



Name: _____

her



The girl has a bow
in her hair.

Trace the word and read the word out loud.

her her her her

Write the word and read the word out loud.

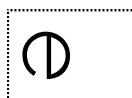
Cut out the letters at the bottom of the page and paste them in the right squares to complete the sentence:

The girl has a bow in hair.

Write your sight word on the blank lines to complete the sentence:

The girl has a bow in ___ ___ ___ hair.

Write a sentence using your new sight word and read it out loud.



Name: _____

him



She gave a
snack to
him.

Trace the word and read the word out loud.

him him him him

Write the word and read the word out loud.

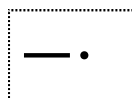
Cut out the letters at the bottom of the page and paste them in the right squares to complete the sentence:

She gave a snack to .

Write your sight word on the blank lines to complete the sentence:

She gave a snack to _____.

Write a sentence using your new sight word and read it out loud.



Name: _____

his

His sled looks like fun!



Trace the word and read the word out loud.

his his his his

Write the word and read the word out loud.

Cut out the letters at the bottom of the page and paste them in the right squares to complete the sentence:

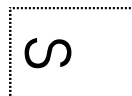
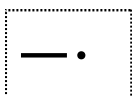
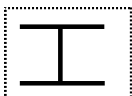


_____ sled looks like fun!

Write your sight word on the blank lines to complete the sentence:

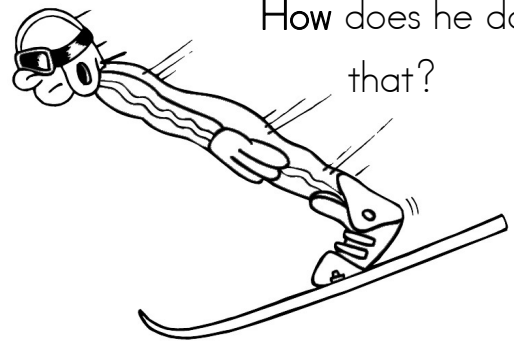
_____ sled looks like fun!

Write a sentence using your new sight word and read it out loud.



Name: _____

how



Trace the word and read the word out loud.

how how how how

Write the word and read the word out loud.

Cut out the letters at the bottom of the page and paste them in the right squares to complete the sentence:

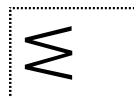
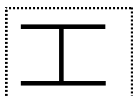


_____ does he do that?

Write your sight word on the blank lines to complete the sentence:


_____ does he do that?

Write a sentence using your new sight word and read it out loud.



Name: _____

just



I just ate a little snack.

Trace the word and read the word out loud.

just just just just

Write the word and read the word out loud.

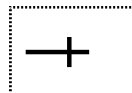
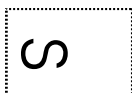
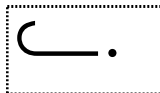
Cut out the letters at the bottom of the page and paste them in the right squares to complete the sentence:

I ate a little snack!

Write your sight word on the blank lines to complete the sentence:

I _____ ate a little snack!

Write a sentence using your new sight word and read it out loud.



Name: _____

know



Do you know
where the little
fish is?

Trace the word and read the word out loud.

know know know

Write the word and read the word out loud.

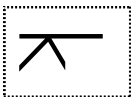
Cut out the letters at the bottom of the page and paste them in the right squares to complete the sentence:

Do you where the little fish is?

Write your sight word on the blank lines to complete the sentence:


Do you _____ where the little fish is?

Write a sentence using your new sight word and read it out loud.



Name: _____

let



Let me have a
bite of that!

Trace the word and read the word out loud.

let let let let

Write the word and read the word out loud.

Cut out the letters at the bottom of the page and paste them in the right squares to complete the sentence:

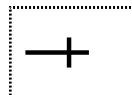


me have a bite of that!

Write your sight word on the blank lines to complete the sentence:

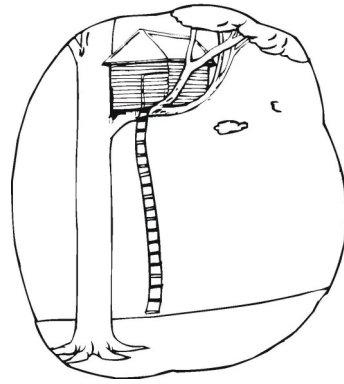
___ ___ ___ me have a bite of that!

Write a sentence using your new sight word and read it out loud.



Name: _____

live



Do you live here?

Trace the word and read the word out loud.

live live live live

Write the word and read the word out loud.

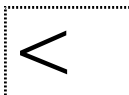


Cut out the letters at the bottom of the page and paste them in the right squares to complete the sentence:

Do you here?

Write your sight word on the blank lines to complete the sentence:


Do you _____ here?

Write a sentence using your new sight word and read it out loud.



Name: _____

may




May I have
your hat?

Trace the word and read the word out loud.

may may may may

Write the word and read the word out loud.

Cut out the letters at the bottom of the page and paste them in the right squares to complete the sentence:

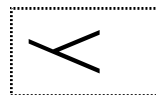


I have your hat?

Write your sight word on the blank lines to complete the sentence:

___ ___ ___ I have your hat?


Write a sentence using your new sight word and read it out loud.



Name: _____

of

The color of that cow is pink!



Trace the word and read the word out loud.

of of of of of

Write the word and read the word out loud.

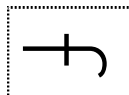
Cut out the letters at the bottom of the page and paste them in the right squares to complete the sentence:

The color that cow is pink!

Write your sight word on the blank lines to complete the sentence:

The color ___ that cow is pink!


Write a sentence using your new sight word and read it out loud.



Name: _____

old

That snake is very old.



Trace the word and read the word out loud.

old old old old

Write the word and read the word out loud.

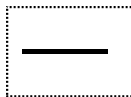
Cut out the letters at the bottom of the page and paste them in the right squares to complete the sentence:

That snake is very !

Write your sight word on the blank lines to complete the sentence:

That snake is very _____ !

Write a sentence using your new sight word and read it out loud.



Name: _____

once



I read
each book
once.

Trace the word and read the word out loud.

once once once

Write the word and read the word out loud.

Cut out the letters at the bottom of the page and paste them in the right squares to complete the sentence:

I read each book .

Write your sight word on the blank lines to complete the sentence:

I read each book _____.

Write a sentence using your new sight word and read it out loud.



Name: _____

open



Let's open
the chest
and see!

Trace the word and read the word out loud.

open open open

Write the word and read the word out loud.

Cut out the letters at the bottom of the page and paste them in the right squares to complete the sentence:

Let's the chest and see!

Write your sight word on the blank lines to complete the sentence:

Let's _____ the chest and see!


Write a sentence using your new sight word and read it out loud.



Name: _____

Jump over the red rag.

over



Trace the word and read the word out loud.

over over over

Write the word and read the word out loud.

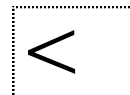
Cut out the letters at the bottom of the page and paste them in the right squares to complete the sentence:

Jump the red rag.

Write your sight word on the blank lines to complete the sentence:

Jump _____ the red rag.

Write a sentence using your new sight word and read it out loud.



Name: _____

put



Can I put a
vase on the
table?

Trace the word and read the word out loud.

put put put put

Write the word and read the word out loud.

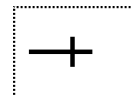
Cut out the letters at the bottom of the page and paste them in the right squares to complete the sentence:

Can I a vase on the table?

Write your sight word on the blank lines to complete the sentence:

Can I _____ a vase on the table?

Write a sentence using your new sight word and read it out loud.



Name: _____

round

This pumpkin is round.



Trace the word and read the word out loud.

round round round

Write the word and read the word out loud.

Cut out the letters at the bottom of the page and paste them in the right squares to complete the sentence:

This pumpkin .

Write your sight word on the blank lines to complete the sentence:

This pumpkin is _____ .


Write a sentence using your new sight word and read it out loud.



Name: _____

The frog wants some flies!

some



Trace the word and read the word out loud.

some some some

Write the word and read the word out loud.

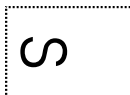
Cut out the letters at the bottom of the page and paste them in the right squares to complete the sentence:

The frog wants flies!

Write your sight word on the blank lines to complete the sentence:

The frog wants _____ flies!

Write a sentence using your new sight word and read it out loud.



Name: _____

stop



Red means
stop!

Trace the word and read the word out loud.

stop stop stop stop

Write the word and read the word out loud.

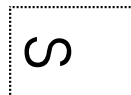
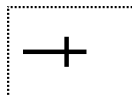
Cut out the letters at the bottom of the page and paste them in the right squares to complete the sentence:

Red means !

Write your sight word on the blank lines to complete the sentence:

Red means _____ !

Write a sentence using your new sight word and read it out loud.



Name: _____

take

TALENT
SHOW



I will take you
to the show.

Trace the word and read the word out loud.

take take take

Write the word and read the word out loud.

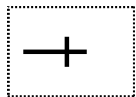
Cut out the letters at the bottom of the page and paste them in the right squares to complete the sentence:

I will you to the show.

Write your sight word on the blank lines to complete the sentence:

I will _____ you to the show.

Write a sentence using your new sight word and read it out loud.



Name: _____

thank



Thank you for
the new board!

Trace the word and read the word out loud.

thank thank thank

Write the word and read the word out loud.

Cut out the letters at the bottom of the page and paste them in the right squares to complete the sentence:

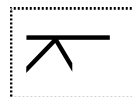
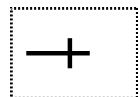


you for the new board!

Write your sight word on the blank lines to complete the sentence:

_____ you for the new board!

Write a sentence using your new sight word and read it out loud.



Name: _____

them



She saw them
swim by.

Trace the word and read the word out loud.

them them them

Write the word and read the word out loud.

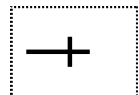
Cut out the letters at the bottom of the page and paste them in the right squares to complete the sentence:

She saw swim by.

Write your sight word on the blank lines to complete the sentence:

She saw _____ swim by.

Write a sentence using your new sight word and read it out loud.



Name: _____

then



We work, then
we can play!

Trace the word and read the word out loud.

then then then then

Write the word and read the word out loud.


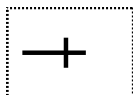
Cut out the letters at the bottom of the page and paste them in the right squares to complete the sentence:

We work, we can play!

Write your sight word on the blank lines to complete the sentence:

We work, _____ we can play!

Write a sentence using your new sight word and read it out loud.



Name: _____

think



I think we can
sleep in here!

Trace the word and read the word out loud.

think think think

Write the word and read the word out loud.

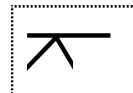
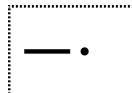
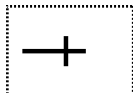
Cut out the letters at the bottom of the page and paste them in the right squares to complete the sentence:

I we can sleep in here!

Write your sight word on the blank lines to complete the sentence:

I _____ we can sleep in here!

Write a sentence using your new sight word and read it out loud.



Name: _____

walk

Can you take
Hugo for
a walk?



Trace the word and read the word out loud.

walk walk walk walk

Write the word and read the word out loud.

Cut out the letters at the bottom of the page and paste them in the right squares to complete the sentence:

Can you take Hugo for a

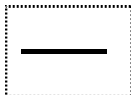
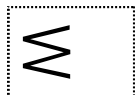
--	--	--	--

 ?

Write your sight word on the blank lines to complete the sentence:

Can you take Hugo for a _____ ?

Write a sentence using your new sight word and read it out loud.



Name: _____

were

Shhh! We were sleeping!



Trace the word and read the word out loud.

were were were

Write the word and read the word out loud.


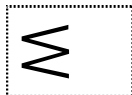
Cut out the letters at the bottom of the page and paste them in the right squares to complete the sentence:

Shh! We sleeping!

Write your sight word on the blank lines to complete the sentence:

Shh! We _____ sleeping!


Write a sentence using your new sight word and read it out loud.



Name: _____

when

When can we play next?



Trace the word and read the word out loud.

when when when

Write the word and read the word out loud.

Cut out the letters at the bottom of the page and paste them in the right squares to complete the sentence:



can we play next?

Write your sight word on the blank lines to complete the sentence:

_____ can we play next?

Write a sentence using your new sight word and read it out loud.

