

# **3rd Grade**

## Sight Word Sentences

### {Manuscript}

By Erica @ Confessions of a Homeschooler

## **Erica Made Designs, LLC Terms of Use**

All downloads on [www.confessionsofahomeschooler.com](http://www.confessionsofahomeschooler.com) and its contents are copyright of Erica Made Designs, LLC © 2012. All rights reserved.

### **Personal Use Only:**

**My downloads are provided to you for your own personal use.** Accordingly, you agree that you will not copy, alter, modify, create derivative works, or publicly display any content from my downloads, except for your own personal, non-commercial use. You may post pictures of your student using my downloads on your blog or website provided that Confessions of a Homeschooler is properly attributed in the post.

**No Redistribution.** You may not repackage or redistribute the contents of these downloads, in whole or in part, for any reason.

**No Commercial Use.** My downloads may not be used for commercial purposes. For example, you may not do any of the following: use the downloads to sell a product or service; use the download to increase traffic to your web site for commercial reasons, such as advertising sales.

Any use of the downloads that infringes upon the intellectual property rights of Confessions of a Homeschooler or that is for commercial purposes will be investigated, and the owner shall have the right to take appropriate civil and criminal legal action.

### **Modifications of Terms.**

I shall have the right to modify the terms of this Agreement at any time, which modification shall be effective immediately and shall replace all prior Agreements.

### **You are more than welcome to:**

- Save the files on your computer and print off copies for yourself {or classroom} whenever you would like.
- Link directly to [www.confessionsofahomeschooler.com](http://www.confessionsofahomeschooler.com) to share my files with others.
- Write blog posts showing images of your students using my files as long as proper credit to Confessions of a Homeschooler is given.

### **YOU MAY NOT:**

- **Host** any of my files on your own or other sites.
- **Alter** my files.
- Sell files to make a profit: All files are for personal use only. You may NOT use my items for sale or profit. ~ i.e. print them off, laminate them and sell them to others.
- Transmit or store any resources on any other website or other form of electronic retrieval system.
- All downloads are copyright protected. Not to be distributed, transferred, or shared in any form.


**Clipart:** Clipart used by permission from [www.clipart.com](http://www.clipart.com)

If you have any questions please feel free to email me directly at [erica@confessionsofahomeschooler.com](mailto:erica@confessionsofahomeschooler.com). I will do my best to respond promptly.

Name: \_\_\_\_\_

about

I love to  
learn about  
cars.



Trace the word and read the word out loud.

about about about

Write the word on your own 3 times.

Cut out the letters at the bottom of the page, paste them in the squares below, then trace each letter:

I love to learn 

--	--	--	--	--

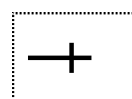
 cars.

Write your sight word on the blank line to complete the sentence:

I love to learn \_\_\_\_\_ cars.

Write a sentence using your new sight word and read it out loud.

Cut out letters and glue them  
to the sentence spaces above  
->



Name: \_\_\_\_\_

better

Cookies are  
better with milk!



Trace the word and read the word out loud.

better better better

Write the word on your own 3 times.

Cut out the letters at the bottom of the page, paste them in the squares below, then trace each letter:

Cookies are 

--	--	--	--	--	--

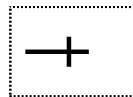
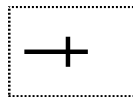
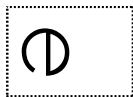
 with milk!

Write your sight word on the blank line to complete the sentence:

Cookies are \_\_\_\_\_ with milk!

Write a sentence using your new sight word and read it out loud.


Cut out letters and glue them  
to the sentence spaces above  
->



Name: \_\_\_\_\_

bring

Please bring  
me some food.



Trace the word and read the word out loud.

bring bring bring

Write the word on your own 3 times.

Cut out the letters at the bottom of the page, paste them in the squares below, then trace each letter:

Please 

--	--	--	--	--

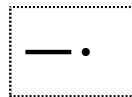
 me some food.

Write your sight word on the blank line to complete the sentence:

Please \_\_\_\_\_ me some food.

Write a sentence using your new sight word and read it out loud.

Cut out letters and glue them  
to the sentence spaces above  
->



Name: \_\_\_\_\_

carry



I can't carry all of these books!

Trace the word and read the word out loud.

carry carry carry

Write the word on your own 3 times.

Cut out the letters at the bottom of the page, paste them in the squares below, then trace each letter:

I can't 

--	--	--	--	--

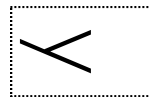

 all of these books!

Write your sight word on the blank line to complete the sentence:

I can't \_\_\_\_\_ all of these books!

Write a sentence using your new sight word and read it out loud.

Cut out letters and glue them to the sentence spaces above



Name: \_\_\_\_\_

Super Dog will clean the house!

clean



Trace the word and read the word out loud.

clean clean clean

Write the word on your own 3 times.

Cut out the letters at the bottom of the page, paste them in the squares below, then trace each letter:

Super Dog will 

--	--	--	--	--

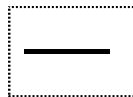
 the house!

Write your sight word on the blank line to complete the sentence:

Super Dog will \_\_\_\_\_ the house!

Write a sentence using your new sight word and read it out loud.

Cut out letters and glue them to the sentence spaces above  
->



Name: \_\_\_\_\_

cut

I should get a  
hair cut!



Trace the word and read the word out loud.

cut cut cut cut

Write the word on your own 4 times.

Cut out the letters at the bottom of the page, paste them in the squares below, then trace each letter:

I should get a hair 

--	--	--

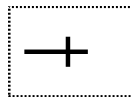
 .

Write your sight word on the blank line to complete the sentence:

I should get a hair \_\_\_\_\_ .

Write a sentence using your new sight word and read it out loud.

Cut out letters and glue them  
to the sentence spaces above  
->






Name: \_\_\_\_\_

done

Are you **done** with your homework?



Trace the word and read the word out loud.

done

done

done

Write the word on your own 3 times.

Cut out the letters at the bottom of the page, paste them in the squares below, then trace each letter:

Are you     with your homework?

Write your sight word on the blank line to complete the sentence:

Are you \_\_\_\_\_ with your homework?

Write a sentence using your new sight word and read it out loud.


Cut out letters and glue them to the sentence spaces above  
->



Name: \_\_\_\_\_

draw

Can you draw  
me a picture?



Trace the word and read the word out loud.

draw draw draw

Write the word on your own 3 times.

Cut out the letters at the bottom of the page, paste them in the squares below, then trace each letter:

Can you 

--	--	--	--

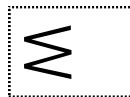

 me a picture?

Write your sight word on the blank line to complete the sentence:

Can you \_\_\_\_\_ me a picture?

Write a sentence using your new sight word and read it out loud.

Cut out letters and glue them  
to the sentence spaces above  
->



Name: \_\_\_\_\_

drink

May I please  
have a drink?



Trace the word and read the word out loud.

drink drink drink

Write the word on your own 3 times.

Cut out the letters at the bottom of the page, paste them in the squares below, then trace each letter:

May I please have a 

--	--	--	--	--

 ?

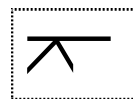
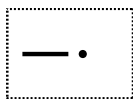

Write your sight word on the blank line to complete the sentence:

May I please have a \_\_\_\_\_ ?

Write a sentence using your new sight word and read it out loud.

Cut out letters and glue them  
to the sentence spaces above

->



Name: \_\_\_\_\_

eight

I've had eight  
doughnuts!



Trace the word and read the word out loud.

eight eight eight

Write the word on your own 3 times.

Cut out the letters at the bottom of the page, paste them in the squares below, then trace each letter:

I've had         doughnuts!

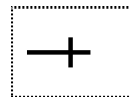
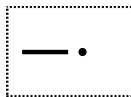
Write your sight word on the blank line to complete the sentence:

I've had \_\_\_\_\_ doughnuts!

Write a sentence using your new sight word and read it out loud.

Cut out letters and glue them  
to the sentence spaces above


->



Name: \_\_\_\_\_

fall

Be careful not  
to fall!



Trace the word and read the word out loud.

fall fall fall

Write the word on your own 3 times.

Cut out the letters at the bottom of the page, paste them in the squares below, then trace each letter:

Be careful not to 

--	--	--	--

 !

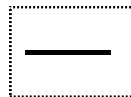
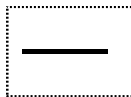
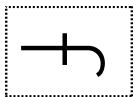
Write your sight word on the blank line to complete the sentence:

Be careful not to \_\_\_\_\_ !

Write a sentence using your new sight word and read it out loud.

Cut out letters and glue them  
to the sentence spaces above

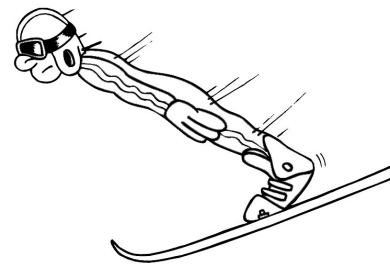
->



Name: \_\_\_\_\_

far

That jump is  
very far!



Trace the word and read the word out loud.

far far far far

Write the word on your own 4 times.

Cut out the letters at the bottom of the page, paste them in the squares below, then trace each letter:

That jump is very    !


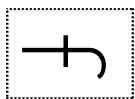
Write your sight word on the blank line to complete the sentence:

That jump is very \_\_\_\_\_ !

Write a sentence using your new sight word and read it out loud.

Cut out letters and glue them  
to the sentence spaces above

->



Name: \_\_\_\_\_

full

This soup is full  
of vegetables.



Trace the word and read the word out loud.

full full full full

Write the word on your own 4 times.

Cut out the letters at the bottom of the page, paste them in the squares below, then trace each letter:

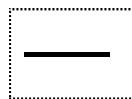
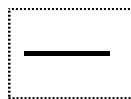
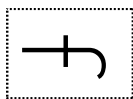
This soup is     of vegetables.

Write your sight word on the blank line to complete the sentence:

This soup is \_\_\_\_\_ of vegetables.

Write a sentence using your new sight word and read it out loud.

Cut out letters and glue them  
to the sentence spaces above  
->



Name: \_\_\_\_\_

got

Have you got  
any ice cream?



Trace the word and read the word out loud.

got got got got

Write the word on your own 4 times.

\_\_\_\_\_

\_\_\_\_\_

\_\_\_\_\_

Cut out the letters at the bottom of the page, paste them in the squares below, then trace each letter:

Have you   any ice cream?

Write your sight word on the blank line to complete the sentence:

Have you \_\_\_\_\_ any ice cream?

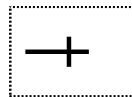
Write a sentence using your new sight word and read it out loud.

\_\_\_\_\_

\_\_\_\_\_

\_\_\_\_\_

Cut out letters and glue them  
to the sentence spaces above  
->





Name: \_\_\_\_\_

grow

I would like to  
grow some  
flowers.



Trace the word and read the word out loud.

grow grow grow

Write the word on your own 3 times.

Cut out the letters at the bottom of the page, paste them in the squares below, then trace each letter:

I would like to  some flowers.

Write your sight word on the blank line to complete the sentence:

I would like to \_\_\_\_\_ some flowers.

Write a sentence using your new sight word and read it out loud.


Cut out letters and glue them  
to the sentence spaces above  
->



Name: \_\_\_\_\_

hold

Will you hold  
my hand?



Trace the word and read the word out loud.

hold hold hold

Write the word on your own 3 times.

Cut out the letters at the bottom of the page, paste them in the squares below, then trace each letter:

Will you     my hand?

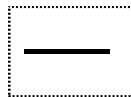
Write your sight word on the blank line to complete the sentence:

Will you \_\_\_\_\_ my hand?

Write a sentence using your new sight word and read it out loud.

Cut out letters and glue them  
to the sentence spaces above


->



Name: \_\_\_\_\_

hot

The sun is very *hot!*



Trace the word and read the word out loud.

hot hot hot hot

Write the word on your own 4 times.

Cut out the letters at the bottom of the page, paste them in the squares below, then trace each letter:

The sun is very    !

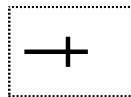
Write your sight word on the blank line to complete the sentence:

The sun is very \_\_\_\_\_ !

Write a sentence using your new sight word and read it out loud.

Cut out letters and glue them to the sentence spaces above

->



Name: \_\_\_\_\_

hurt

Don't get hurt!



Trace the word and read the word out loud.

hurt hurt hurt

Write the word on your own 3 times.

Cut out the letters at the bottom of the page, paste them in the squares below, then trace each letter:

Don't get 

--	--	--	--

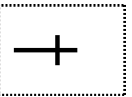
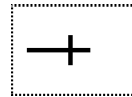
!

Write your sight word on the blank line to complete the sentence:

Don't get \_\_\_\_\_!


Write a sentence using your new sight word and read it out loud.

Cut out letters and glue them to the sentence spaces above  
->



Name: \_\_\_\_\_

if



You won't get  
cavities **if** you  
brush!

Trace the word and read the word out loud.

if if if if

Write the word on your own 3 times.

Cut out the letters at the bottom of the page, paste them in the squares below, then trace each letter:

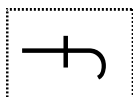
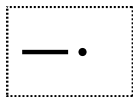
You won't get cavities  you brush!

Write your sight word on the blank line to complete the sentence:

You won't get cavities \_\_\_\_\_ you brush!

Write a sentence using your new sight word and read it out loud.


Cut out letters and glue them  
to the sentence spaces above  
->



Name: \_\_\_\_\_

keep

Keep your  
new car

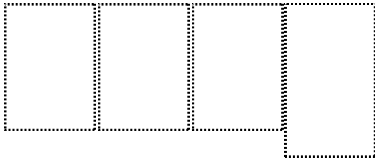


Trace the word and read the word out loud.

keep keep keep

Write the word on your own 3 times.

Cut out the letters at the bottom of the page, paste them in the squares below, then trace each letter:



your new car clean.

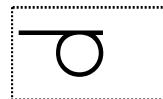
Write your sight word on the blank line to complete the sentence:

\_\_\_\_\_ your new car clean.

Write a sentence using your new sight word and read it out loud.

Cut out letters and glue them  
to the sentence spaces above


->



Name: \_\_\_\_\_

kind

What kind of  
apples do you  
like?



Trace the word and read the word out loud.

kind kind kind

Write the word on your own 3 times.

Cut out the letters at the bottom of the page, paste them in the squares below, then trace each letter:

What     of apples do you like?

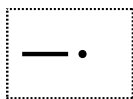
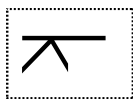
Write your sight word on the blank line to complete the sentence:

What \_\_\_\_\_ of apples do you like?

Write a sentence using your new sight word and read it out loud.

Cut out letters and glue them  
to the sentence spaces above

->



Name: \_\_\_\_\_

laugh

My friends  
make me laugh.




Trace the word and read the word out loud.

laugh laugh laugh

Write the word on your own 3 times.

Cut out the letters at the bottom of the page, paste them in the squares below, then trace each letter:

My friends make me

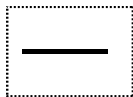


Write your sight word on the blank line to complete the sentence:

My friends make me \_\_\_\_\_.

Write a sentence using your new sight word and read it out loud.

Cut out letters and glue them  
to the sentence spaces above






Name: \_\_\_\_\_

light

These rocks  
are not very  
light!



Trace the word and read the word out loud.

light light light

Write the word on your own 3 times.

Cut out the letters at the bottom of the page, paste them in the squares below, then trace each letter:

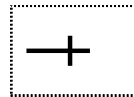
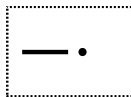
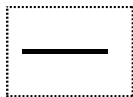
These rocks are not very !

Write your sight word on the blank line to complete the sentence:

These rocks are not very \_\_\_\_\_!

Write a sentence using your new sight word and read it out loud.

Cut out letters and glue them  
to the sentence spaces above  
->



Name: \_\_\_\_\_

long

It took a long  
time to rake  
these leaves!



Trace the word and read the word out loud.

long long long

Write the word on your own 3 times.

Cut out the letters at the bottom of the page, paste them in the squares below, then trace each letter:

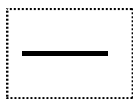
It took a  time to rake these leaves!

Write your sight word on the blank line to complete the sentence:

It took a \_\_\_\_\_ time to rake these leaves!

Write a sentence using your new sight word and read it out loud.


Cut out letters and glue them  
to the sentence spaces above  
->



Name: \_\_\_\_\_

much

Do you think  
this burger is  
too much?



Trace the word and read the word out loud.

much much much

Write the word on your own 3 times.

Cut out the letters at the bottom of the page, paste them in the squares below, then trace each letter:

Do you think this burger is too 

--	--	--	--

 ?

Write your sight word on the blank line to complete the sentence:

Do you think this burger is too \_\_\_\_\_ ?

Write a sentence using your new sight word and read it out loud.


Cut out letters and glue them  
to the sentence spaces above  
->



Name: \_\_\_\_\_

myself

I put up this tent  
by myself.



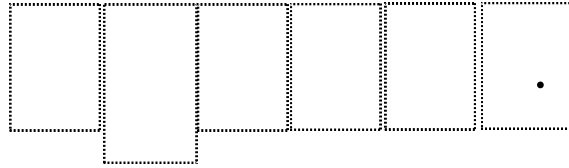
Trace the word and read the word out loud.

myself myself myself

Write the word on your own 3 times.

Cut out the letters at the bottom of the page, paste them in the squares below, then trace each letter:

I put up this tent by

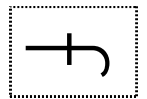
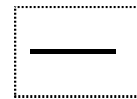
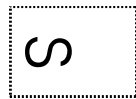
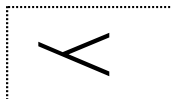


Write your sight word on the blank line to complete the sentence:

I put up this tent by \_\_\_\_\_.

Write a sentence using your new sight word and read it out loud.

Cut out letters and glue them  
to the sentence spaces above  
->



Name: \_\_\_\_\_

never



I should never  
go out alone!

Trace the word and read the word out loud.

never never never

Write the word on your own 3 times.

Cut out the letters at the bottom of the page, paste them in the squares below, then trace each letter:

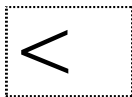
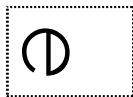
I should      go out alone!

Write your sight word on the blank line to complete the sentence:

I should \_\_\_\_\_ go out alone!


Write a sentence using your new sight word and read it out loud.

Cut out letters and glue them  
to the sentence spaces above



Name: \_\_\_\_\_

only



I only took  
one bite.

Trace the word and read the word out loud.

only only only

Write the word on your own 3 times.

Cut out the letters at the bottom of the page, paste them in the squares below, then trace each letter:

I     took one bite.

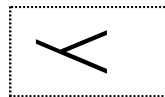
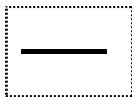
Write your sight word on the blank line to complete the sentence:

I \_\_\_\_\_ took one bite.

Write a sentence using your new sight word and read it out loud.

Cut out letters and glue them  
to the sentence spaces above


->



Name: \_\_\_\_\_

own

I bought my own  
car.



Trace the word and read the word out loud.

own own own own

Write the word on your own 4 times.

Cut out the letters at the bottom of the page, paste them in the squares below, then trace each letter:

I bought my    car.

Write your sight word on the blank line to complete the sentence:

I bought my \_\_\_\_\_ car.

Write a sentence using your new sight word and read it out loud.

Cut out letters and glue them  
to the sentence spaces above  
->



Name: \_\_\_\_\_

pick

I will pick out  
the best dog.



Trace the word and read the word out loud.

pick pick pick

Write the word on your own 3 times.

Cut out the letters at the bottom of the page, paste them in the squares below, then trace each letter:

I will  out the best dog.

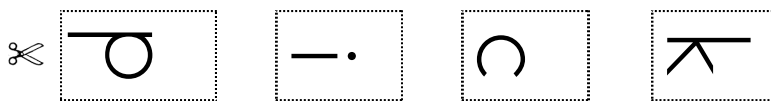
Write your sight word on the blank line to complete the sentence:

I will \_\_\_\_\_ out the best dog.

Write a sentence using your new sight word and read it out loud.

Cut out letters and glue them  
to the sentence spaces above

->






Name: \_\_\_\_\_

seven

Month						
Sun	Mon	Tue	Wed	Thu	Fri	Sat



There are **seven** days in a week.

Trace the word and read the word out loud.

seven seven seven

Write the word on your own 3 times.

Cut out the letters at the bottom of the page, paste them in the squares below, then trace each letter:

There are 

--	--	--	--	--

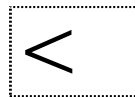
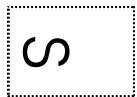
 days in a week.

Write your sight word on the blank line to complete the sentence:

There are \_\_\_\_\_ days in a week.

Write a sentence using your new sight word and read it out loud.

Cut out letters and glue them to the sentence spaces above  
->



Name: \_\_\_\_\_

shall




Shall we begin  
our lesson?

Trace the word and read the word out loud.

shall shall shall

Write the word on your own 3 times.

Cut out the letters at the bottom of the page, paste them in the squares below, then trace each letter:



we begin our lesson?

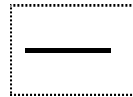
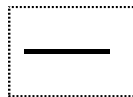
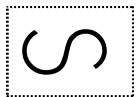
Write your sight word on the blank line to complete the sentence:

\_\_\_\_\_ we begin our lesson?

Write a sentence using your new sight word and read it out loud.

Cut out letters and glue them  
to the sentence spaces above

->



Name: \_\_\_\_\_

show

What will you do  
for the talent  
show?



Trace the word and read the word out loud.

show show show

Write the word on your own 3 times.

\_\_\_\_\_

\_\_\_\_\_

\_\_\_\_\_

Cut out the letters at the bottom of the page, paste them in the squares below, then trace each letter:

What will you do for the talent 

--	--	--	--

 ?

Write your sight word on the blank line to complete the sentence:

What will you do for the talent \_\_\_\_\_ ?

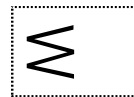
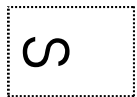
Write a sentence using your new sight word and read it out loud.

\_\_\_\_\_

\_\_\_\_\_

\_\_\_\_\_


Cut out letters and glue them  
to the sentence spaces above  
->



Name: \_\_\_\_\_

six

There are **six** days  
until our trip.



Trace the word and read the word out loud.

six six six

Write the word on your own 3 times.

Cut out the letters at the bottom of the page, paste them in the squares below, then trace each letter:

There are    days until our trip.

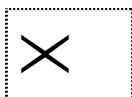
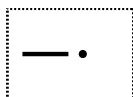
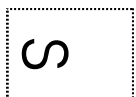
Write your sight word on the blank line to complete the sentence:

There are \_\_\_\_\_ days until our trip.

Write a sentence using your new sight word and read it out loud.

Cut out letters and glue them  
to the sentence spaces above


->



Name: \_\_\_\_\_

That is a **small** bug.

small



Trace the word and read the word out loud.

small small small

Write the word on your own 3 times.

Cut out the letters at the bottom of the page, paste them in the squares below, then trace each letter:

That is a 

--	--	--	--	--

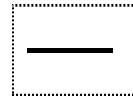
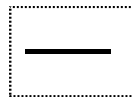
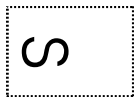
 bug.

Write your sight word on the blank line to complete the sentence:

That is a \_\_\_\_\_ bug.

Write a sentence using your new sight word and read it out loud.


Cut out letters and glue them to the sentence spaces above



Name: \_\_\_\_\_

Gentlemen **start** your engines!

start



Trace the word and read the word out loud.

start start start

Write the word on your own 3 times.

Cut out the letters at the bottom of the page, paste them in the squares below, then trace each letter:

Gentlemen 

--	--	--	--	--

 your engines!

Write your sight word on the blank line to complete the sentence:

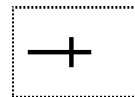

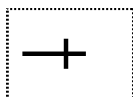
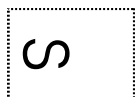
Gentlemen \_\_\_\_\_ your engines!

Write a sentence using your new sight word and read it out loud.

Cut out letters and glue them to the sentence spaces above




->



Name: \_\_\_\_\_

I can jump **ten** times in a row.

ten



Trace the word and read the word out loud.

ten ten ten ten

Write the word on your own 4 times.

Cut out the letters at the bottom of the page, paste them in the squares below, then trace each letter:

I can jump    times in a row.

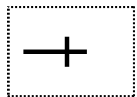
Write your sight word on the blank line to complete the sentence:

I can jump \_\_\_\_\_ times in a row.

Write a sentence using your new sight word and read it out loud.

Cut out letters and glue them to the sentence spaces above


->



Name: \_\_\_\_\_

I will bake a pie today.

today



Trace the word and read the word out loud.

today today today

Write the word on your own 3 times.

Cut out the letters at the bottom of the page, paste them in the squares below, then trace each letter:

I will bake a pie 

--	--	--	--	--	--

.

Write your sight word on the blank line to complete the sentence:

I will bake a pie \_\_\_\_\_ .

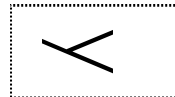
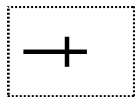
Write a sentence using your new sight word and read it out loud.

\_\_\_\_\_

\_\_\_\_\_

\_\_\_\_\_

Cut out letters and glue them to the sentence spaces above  
->






Name: \_\_\_\_\_

together

We do  
everything  
together.



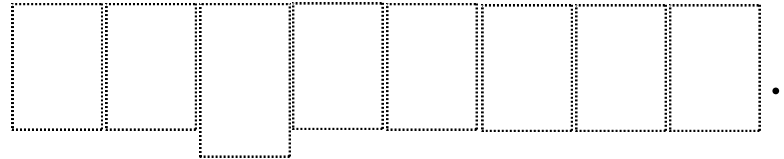
Trace the word and read the word out loud.

together together together

Write the word on your own 3 times.

Cut out the letters at the bottom of the page, paste them in the squares below, then trace each letter:

We do everything




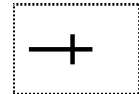
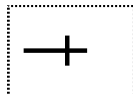
Write your sight word on the blank line to complete the sentence:

We do everything \_\_\_\_\_.

Write a sentence using your new sight word and read it out loud.

Cut out letters and glue them  
to the sentence spaces above


->



Name: \_\_\_\_\_

try

Try not to  
look into my  
eyes.




Trace the word and read the word out loud.

try try try try

Write the word on your own 4 times.

\_\_\_\_\_

Cut out the letters at the bottom of the page, paste them in the squares below, then trace each letter:



not to look into my eyes.

Write your sight word on the blank line to complete the sentence:

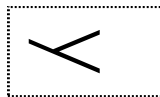
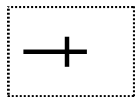
\_\_\_\_\_ not to look into my eyes.

Write a sentence using your new sight word and read it out loud.

\_\_\_\_\_

Cut out letters and glue them  
to the sentence spaces above


->



Name: \_\_\_\_\_

I flap my wings to stay warm.

warm



Trace the word and read the word out loud.

warm

warm

warm

Write the word on your own 3 times.

Cut out the letters at the bottom of the page, paste them in the squares below, then trace each letter:

I flap my wings to stay



Write your sight word on the blank line to complete the sentence:

I flap my wings to stay \_\_\_\_\_.

Write a sentence using your new sight word and read it out loud.

Cut out letters and glue them to the sentence spaces above

