


# Beginning Sounds Worksheets

By Erica @ [www.confessionsofahomeschooler.com](http://www.confessionsofahomeschooler.com)



This download includes 6 pages of Beginning Sounds worksheets that are meant to go with my K4 expansion to the Letter of the Week Curriculum which can be found at <http://confessionsofahomeschooler.blogspot.com>.



Say the letter and sound of each letter at the beginning of the row. Then point to each picture and say the name of that picture. Have your student circle the pictures that start with the same consonant sound as the letter at the beginning of the row.

## Confessions of a Homeschooler Terms of Use

All downloads on [www.confessionsofahomeschooler.com](http://www.confessionsofahomeschooler.com) and its contents are copyright of Confessions of a Homeschooler ©ConfessionsofaHomeschooler2011. All rights reserved.

### **Personal Use Only:**

**My downloads are provided to you for your own personal use.** Accordingly, you agree that you will not copy, reproduce, alter, modify, create derivative works, or publicly display any content from my downloads, except for your own personal, non-commercial use.

You may post pictures of your family using my downloads on your personal blog provided that Confessions of a Homeschooler is properly attributed in the post.

**No Redistribution.** You may not reproduce, repackage, or redistribute the contents of COAH downloads, in whole or in part, for any reason.

**No Commercial Use.** My downloads may not be used for commercial purposes. For example, you may not do any of the following: use the downloads to sell a product or service; use the download to increase traffic to your Web site for commercial reasons, such as advertising sales.

Any use of the downloads that infringes upon the intellectual property rights of Confessions of a Homeschooler or that is for commercial purposes will be investigated, and the owner shall have the right to take appropriate civil and criminal legal action.

### **Modifications of Terms.**

I shall have the right to modify the terms of this Agreement at any time, which modification shall be effective immediately and shall replace all prior Agreements.

### **You are more than welcome to:**

- Save the files on your computer and print off copies for yourself {or classroom} whenever you would like.
- Link directly to [my site {or blog}](#) to share my files with others.
- Post blogs using my files as long as proper credit to Confessions of a Homeschooler is given.

### **YOU MAY NOT:**

- Host any of my files on your own or other sites.
- **Alter** or **sell** any of my files.
- Sell files to make a profit: All files are for personal use only. You may NOT use my items for sale or profit. ~ i.e. print them off, laminate them and sell them to others.
- Transmit or store any resources on any other website or other form of electronic retrieval system.
- All downloads are copyright protected. Not to be distributed, transferred, or shared in any form.



If you have any questions please feel free to email me directly at [homeschoolerconfessions@gmail.com](mailto:homeschoolerconfessions@gmail.com). I will do my best to respond promptly.





NAME: \_\_\_\_\_

Look at the letter at the beginning of each row. Say the name of each picture and circle the pictures that begin with the same consonant sound as the letter at the beginning of the row.


A



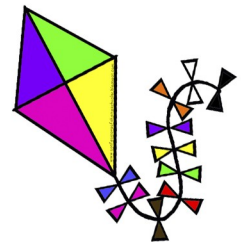

B




C



D





E



# NAME: \_\_\_\_\_

Look at the letter at the beginning of each row. Say the name of each picture and circle the pictures that begin with the same consonant sound as the letter at the beginning of the row.



F






G



H



I



J








NAME: \_\_\_\_\_

Look at the letter at the beginning of each row. Say the name of each picture and circle the pictures that begin with the same consonant sound as the letter at the beginning of the row.



K




L




M



N



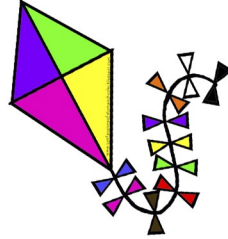

O




NAME: \_\_\_\_\_

Look at the letter at the beginning of each row. Say the name of each picture and circle the pictures that begin with the same consonant sound as the letter at the beginning of the row.


P




Q





R



S





T



# NAME: \_\_\_\_\_

Look at the letter at the beginning of each row. Say the name of each picture and circle the pictures that begin with the same consonant sound as the letter at the beginning of the row.


U




V




W



X



Y







# NAME: \_\_\_\_\_

Look at the letter at the beginning of each row. Say the name of each picture and circle the pictures that begin with the same consonant sound as the letter at the beginning of the row.

Z





M



L



B



D

