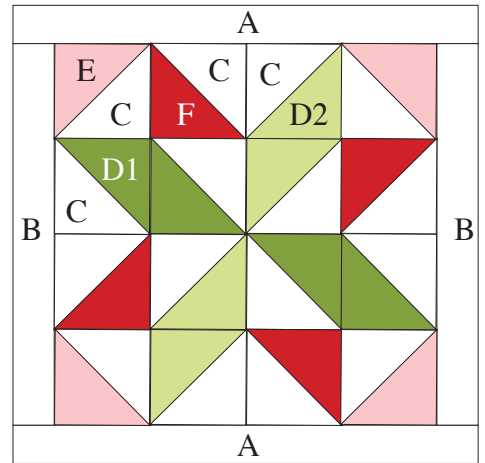


Block 3

Finished Size: 12-1/2" x 12-1/2"

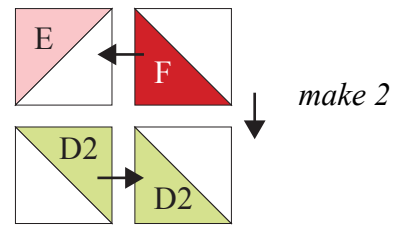
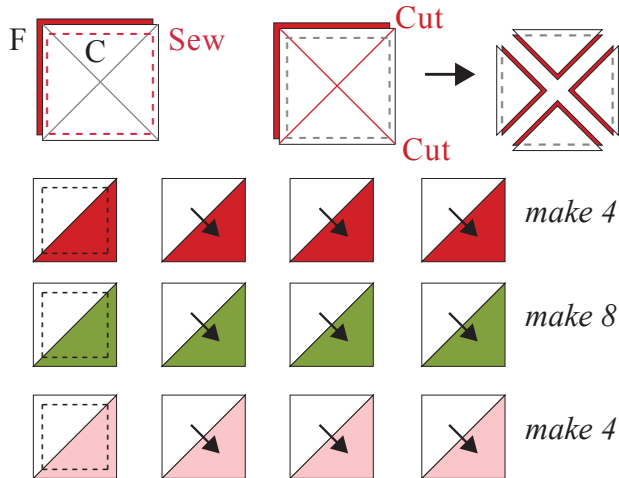
		Qty	w x h
Background	A	2	12-1/2" x 1-1/2"
	B	2	10-1/2" x 1-1/2"
	C	4	5-1/2" x 5-1/2"
Green	D	2	5-1/2" x 5-1/2"
Pink	E	1	5-1/2" x 5-1/2"
Red	F	1	5-1/2" x 5-1/2"

Make it Scrappy:
D Squares:
 Cut (1) Dark Green (D1)
 Cut (1) Light green (D2)

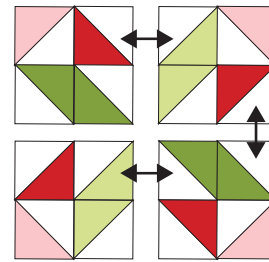


Sew a C and F square right sides together. Sew around the outside edge using a 1/4 seam. Cut in half diagonally both ways to make four HSTs. Repeat with C and D squares. Repeat with C and E squares. Trim all 16 HSTs to 3" x 3".

Sew a C/E, C/F, and two C/D2 squares together. Trim to 5-1/2" x 5-1/2".



Sew the HST units together as shown. Trim to 10-1/2" x 10-1/2".



Sew a C/E, C/F, and two C/D1 squares together. Trim to 5-1/2" x 5-1/2".

Sew a B rectangle to both sides and an A rectangle to the top and bottom. Trim to 12-1/2" x 12-1/2".

