

2026 Sew With Me



		
Block #4 Releases 4/9/26	Block #5 Releases 5/14/26	Block #6 Releases 6/11/26
Block #7 Releases 7/9/26	Block #8 Releases 8/13/26	Block #9 Releases 9/10/26
Block #10 Releases 10/8/26	Block #11 Releases 11/12/26	Block #12 Releases 12/10/26

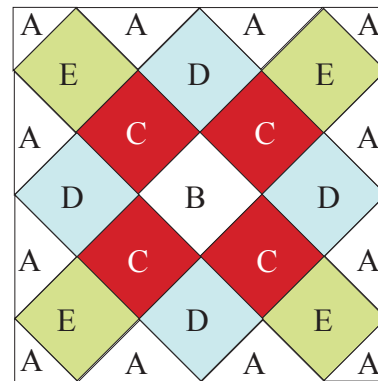


<https://store.confessionsofahomeschooler.com>

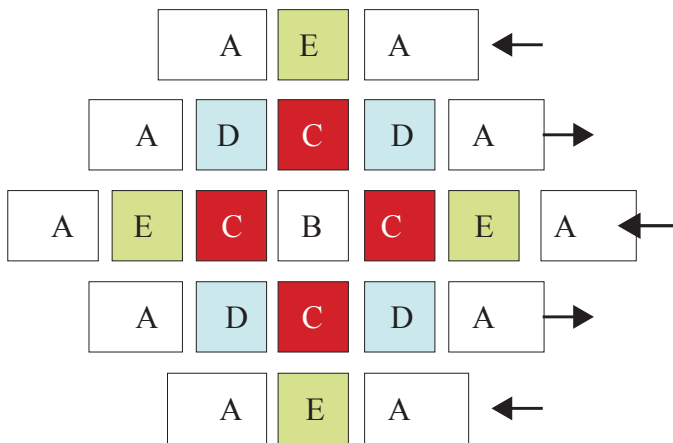
Block 3

Finished Size: 12-1/2" x 12-1/2"

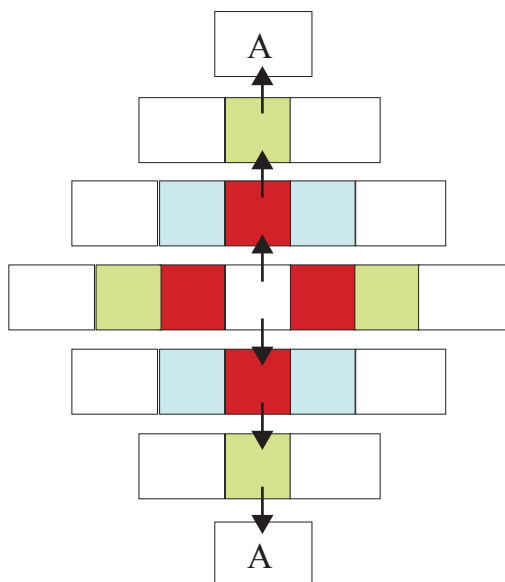
		Qty	w x h
Background	A	12	4" x 3-3/8"
	B	1	3-3/8" x 3-3/8"
Red	C	4	3-3/8" x 3-3/8"
Blue	D	4	3-3/8" x 3-3/8"
Green	E	4	3-3/8" x 3-3/8"



Assemble the rows as shown below. Make sure to press each row in opposite directions as shown by the arrows so that your seams nest.




Sew the rows together as shown. Sew the A square to the top and bottom.



Turn your block 45° to the right. Use a 12-1/2" square ruler to trim your block to 12-1/2" x 12-1/2".

TIP: Make sure all of your points are 1/4" from your cut line.



2026 Sew With Me

Finished Size: 48" x 63"

Fabric Requirements:

Fabric	Pre-Cuts <i>OR</i>	Yardage
Background	-	3 yards
Red	3 FQs	3/4 yard
Denim	3 FQs	3/4 yard
Aqua	3 FQs	3/4 yard
Green	3 FQs	3/4 yard

Finishing:

- Aqua Sashing: 1/2 yard
- Denim: 1/8 yard
- Binding: 1/2 yard
- Backing & Batting: 4 yards

F8 = 9" x 21"

FQ = 18" x 21"

*Fabric Requirements
assume 42" WOF*

Fabric used in sample is Heartland by Erica Arndt



Copyright 2026 Erica Made Designs, LLC

www.confessionsofahomeschooler.com. All rights reserved.

Duplication of any kind is prohibited. This pattern is for personal use only and may not be used for commercial purposes.