






2026 Sew With Me

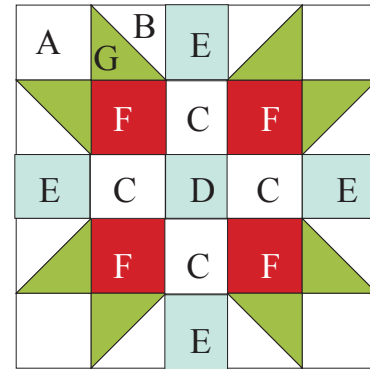
		
		<p>Block #6 Releases 6/11/26</p>
<p>Block #7 Releases 7/9/26</p>	<p>Block #8 Releases 8/13/26</p>	<p>Block #9 Releases 9/10/26</p>
<p>Block #10 Releases 10/8/26</p>	<p>Block #11 Releases 11/12/26</p>	<p>Block #12 Releases 12/10/26</p>



Block 5

Finished Size: 12-1/2" x 12-1/2"

		Qty	w x h
Background	A	4	3" x 3"
	B	1	8" x 8"
	C	4	2-1/2" x 3"
Blue	D	1	2-1/2" x 2-1/2"
	E	4	2-1/2" x 3"
Red	F	4	3" x 3"
Green	G	1	8" x 8"

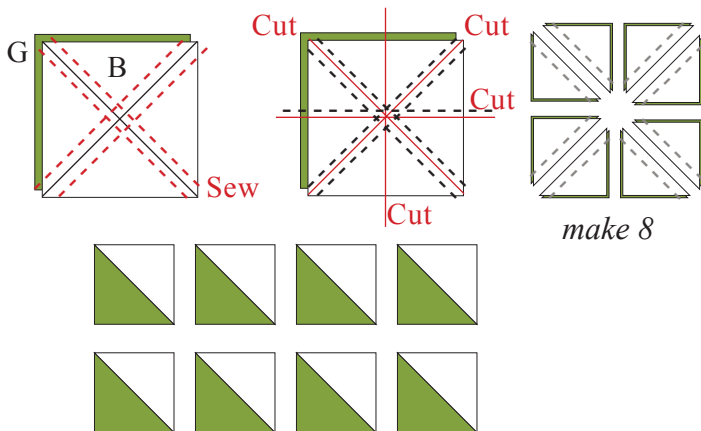


Preparation: Draw a diagonal line corner to corner on the wrong side along both diagonals of the B square.

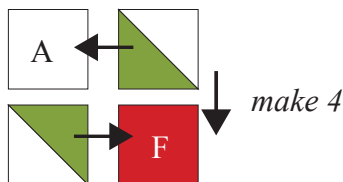
Place a B and G square right sides together. Sew a scant 1/4" seam on both sides of the marked diagonal lines.

Cut in half vertically, horizontally, then cut diagonally along both drawn lines to make eight HSTs.

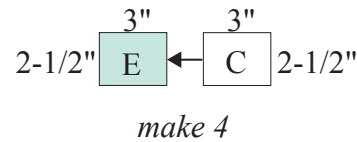
Trim the eight half square triangles to 3" x 3".



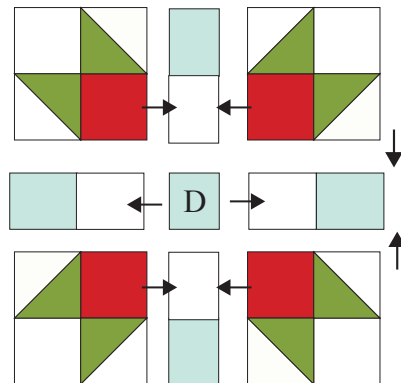
Assemble the corner sections as shown below using an A square, two half square triangles, and an F square. Trim the unit to 5-1/2" x 5-1/2".



Sew an E and C square together as shown. Trim to 2-1/2" x 5-1/2".



Assemble block as shown. Trim to 12-1/2" x 12-1/2".



2026 Sew With Me

Finished Size: 48" x 63"

Fabric Requirements:

Fabric	Pre-Cuts <i>OR</i>	Yardage
Background	-	3 yards
Red	3 FQs	3/4 yard
Denim	3 FQs	3/4 yard
Aqua	3 FQs	3/4 yard
Green	3 FQs	3/4 yard

Finishing:

- Aqua Sashing: 1/2 yard
- Binding: 1/2 yard
- Backing & Batting: 4 yards

F8 = 9" x 21"
FQ = 18" x 21"

*Fabric Requirements
assume 42" WOF*

Fabric used in sample is Heartland by Erica Arndt



Copyright 2026 Erica Made Designs, LLC
www.confessionsofahomeschooler.com. All rights reserved.
Duplication of any kind is prohibited. This pattern is for personal
use only and may not be used for commercial purposes.